




# WELCOME CROESO



St Joseph's RC High School  
Ysgol Uwchradd Gatholig Joseff Sant



# HELP!



If you would like to view this document online, then please scan the the QR Code on the left with your smart device. Or go to our school website, and click in the Academic Section under Transition

<https://www.sjhs.org.uk>

Whichever school or part of the world you are joining us from we are looking forward to meeting you, but first you might have some questions...

1	Welcome to St Joseph's RC High School	05
2	Who are we...	06
3	School life	10
4	Rules and Regulations	20
5	What you will need before starting in September	26
6	School work, homework and reports	32
7	Travel	36
8	Hints & Tips	38
9	School Library	42
10	Subject information	44
11	Fun zone for new students	56

# Transition...changing from one environment to another



“When I joined St Joseph’s  
I thought the teachers  
would be **REALLY** scary”

Oliver Rocke 7S

*“...the teachers are actually very  
welcoming and have been  
really kind all year!”*

# WELCOME



Dear Parent/Carer,

It gives me great pleasure to welcome you to our transition brochure for 2019/2020.

Choosing a secondary school is a key decision for any family. The experience that children have at this stage of their education will play a big part in shaping their future. We take this responsibility very seriously and work tirelessly to ensure that our students leave school with the best possible opportunities to succeed.

Children only have one chance in education and it is the job of everyone at St Joseph's RC High School to ensure that it is the best it can possibly be. We are a vibrant, busy and happy school with a sustained record of high quality outcomes and a strong pastoral system.

We recognise that in order for potential to be realised, a strong partnership between student, school and home must be in place. Mutual respect, a readiness to learn and high expectations must be shared by everyone so that an environment is created in which every child may feel secure and be encouraged to flourish and go beyond their best.

We hope you find this brochure useful in supporting the transition process and in my capacity as headteacher of St Joseph's RC High School in September I look forward to sharing with you the exciting journey your child is just beginning.

A handwritten signature in black ink that reads "Jarrett".

**Mrs J Jarrett, Headteacher**



Dear Parent/Carer,

I am delighted to welcome both you and your child to the exciting and vibrant community of St Joseph's RC High School.

It is an enormous privilege to be working with your child, we want their time here to be an enjoyable and fulfilling experience. With this in mind, we aim to provide each child with opportunities to flourish as an individual, both academically and spiritually. Every child is unique and as teachers, parents or carers we all play a pivotal role in helping to shape, and develop them into well rounded individuals.

Your child will be supported by a dedicated and committed form tutor, who will be an important influence throughout their everyday lives here at St Joseph's, as a pastoral team, we pride ourselves on building excellent relationships with all those in our care. We also have high expectations of each individual, and expect them to adhere to the school uniform guidelines and behaviour policy at all times.

Our school is a safe environment for learning and everyone in our community is to be treated with kindness and respect. There will be many opportunities to recognise and celebrate successes through the nurturing and encouragement of each pupil. I sincerely hope your child enjoys being a part of our school community and that they take every opportunity to make the most of their time spent with us.

A handwritten signature in black ink that reads "S Webster".

**Mrs S Webster, Head of Year 7**





# Who are we?

## The structure of the school

There are lots of adults in a large comprehensive school and not all of them will teach you. Some teachers have special jobs to do for the school as well as teaching classes. There will be some teachers who look after year groups and some who plan the subject lessons or write the timetable. Somebody will be there to look after pupils who are worried or sick. There will be secretaries to do the letters and typing and people who cook and clean and look after the building and the grounds.

*Each school has a STRUCTURE with the Headteacher responsible for the whole school and other teachers sharing out all the different jobs...*



Mrs Jackie Jarrett  
Head Teacher



Mrs S Webster  
Head of Year 7



Mr I Humpage  
Assistant Head Teacher



Mrs J Morgan  
Deputy Head Teacher



Mrs R Hanford  
Assistant Head Teacher



Mr T Nunn  
Assistant Head Teacher



Mr M Rowland  
Business Manager



Mrs E Leyshon  
Head of Year 8



Mr I Carter  
Head of Year 9



Mrs K Read  
Head of Year 10



Mr O James  
Head of Year 11



Mrs K Burke  
Head of RE



Mrs J Lye  
Head of English



Mr T Seghiri  
Head of Mathematics



Mrs J Moriarty  
Welsh Baccalaureate



Mrs C Williams  
Head of Science



Mrs R Davies  
Head of Welsh



Mr G Seymour  
Head of History



Mrs C Clements  
Head of MFL



Mrs N Walsh  
Head of Geography



Miss S Morris  
Head of Art



Mr R Driscoll  
Head of ICT



Mrs S Davies  
Head of Technology



Mrs P Baxter  
Head of Drama



Mr S Hendry  
Head of Music



Mr S Sankala  
Head of PE



Mrs V Hill  
Head of Business, Law,  
and Economics



Mrs L Winterflood  
Sociology



Miss D Jones  
Head of Inclusion

**“I was really worried I wouldn’t know where to go and get lost”**

Andrew Suauan 7V

**“...Me too, but after a while you don’t even think about it”**

Joseph Pauly 7V

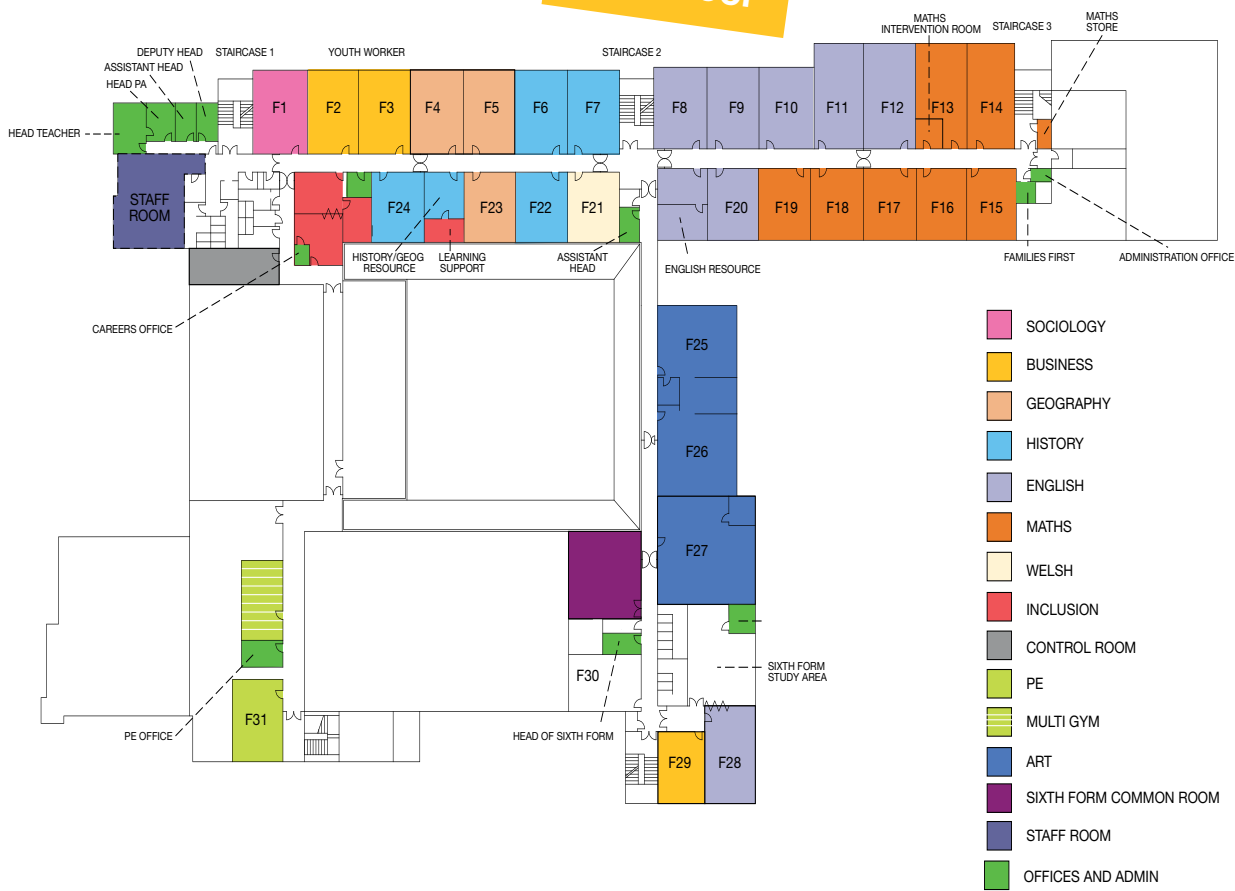
**7V’s TIP: G is the ground floor, F is the first floor and S is the second floor!**

## Ground Floor

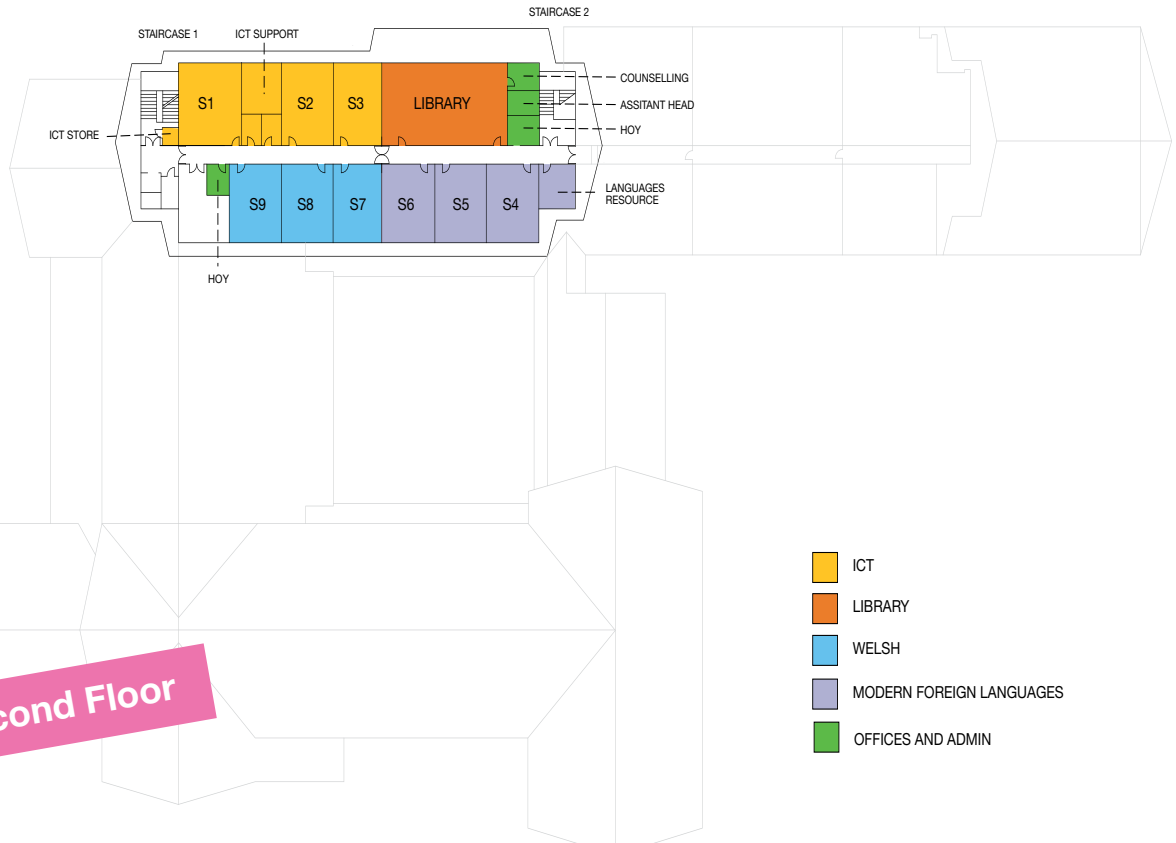




# First Floor



# Second Floor



# Attendance

## Missing school means missing out.

*Missing school can seriously effect your academic progress.*

At St Joseph's RC High School we believe that it is very important to attend school EVERY day unless you are ill.

Each day you are absent means that you have missed five lessons. Teachers do help pupils to catch up when they have been ill, but if you miss too many days there is a danger that you will fall behind with your work.

It is so important that you attend school every day, also that you arrive in school on time. There is a clear and well evidenced link between good school attendance and achieving good results. If you miss school you may fall behind in work which may affect your future prospects.

Good school attendance also shows that you are reliable, you are more likely to achieve and will play a positive role in your community.

We celebrate good attendance with certificates which are awarded every term.

The St Joseph's attendance aim is 100% for every pupil

97% attendance means missing 30 hours of learning...

95% attendance means missing 50 lessons...

90% attendance means missing 100 hours of learning...

**Remember** If you have been absent due to illness you MUST call ASAP to explain and bring a letter from your parent/carer to explain your absence when you return to school.

# A school day at St Joseph's...

Day		Period 1	Period 2		Period 3	Period 4			Period 5
	Registration 08.50 - 09.00	9.00-10.00	10.00-11.00	Break 11.00 - 11.20	11.20-12.20	12.20-13.20	Lunch 13.20 - 14.00	Assembly / Tutorials 14.00 - 14.20	14.20-15.20
Monday									
Tuesday									
Wednesday									
Thursday									
Friday									

Above is an example of a day at St Joseph's. Try our little quiz to see if you understand the timetable...

How many lessons will you have each day?

How many lessons will you have each week?

How long does each lesson last?

How many hours of lessons will you have each week?

Why is assembly so important?  
*(Think about what happens during assembly)*

What would you do during registration/tutorials?

How many minutes does break last?

What time does lunch a) start b) finish

How many minutes does lunch last?



# Your attendance and punctuality matters **everyday!**



	<b>100%</b>	No lessons missed	on track	Keep at 100%
	<b>99-98%</b>	10-20 lessons missed	Need to catch up	Aim for 99%
	<b>97-95%</b>	30-50 lessons missed	Clear impact on grades	Aim for 98%
	<b>94-91%</b>	60-90 lessons missed	Significant impact on grades	Aim for 96%

To calculate how many lessons you are in danger of missing:

- 1 Ask your Form Tutor for your attendance percentage (%).
- 2 Subtract your attendance % from 100 and then multiply the answer by 10.

**E.g.** 97% attendance:  
 $100-97=3$   $3 \times 10=30$   
(97% = 30 lessons/hours).

Now make sure you know your attendance and the amount of learning time you are in danger of missing.



# Your *attendance* and *punctuality* matters *everyday!*



## ON TIME

Shows pride and respect

Positive impact on our community

No disruption to teaching

No disruption to learning

Great for post-16 references

A great habit and life skill



## LATE

Shows lack of pride and disrespect

Negative impact on our community

Teaching disrupted

Learning/progress disrupted for ALL

Damages post-16 references

A bad habit and weak life skill







# School Meals

keep it healthy...  
keep it nutritious...  
keep it interesting...

**The School has excellent on-site catering facilities whereby pupils can purchase breakfast before school (8.30am-8.50am), at mid-morning break (11am-11.20am) and during lunch break (1.20pm-2.00pm).**

An "Appetite for Life" compliant healthy eating menu is prepared and offered during term time by our catering partners Chartwells.

Every student is set up with an individual account. Money can be added to your child's account on-line via Schoolcomms (our on-line payment system) or cash can be added at one of three terminals/re-valuation units located in the school canteen.

Access to your child's account is via a biometric system (finger print recognition). A letter will be sent to all parents/carers seeking agreement to participate and at the beginning of the academic year, the school will organise for an account to be set via finger print recognition. Gel pads are located at till points and recognize a child's unique finger print and calls up their unique account.


Schoolcomms enables parents and carers to pay on-line any time 24/7 and reduces the amount of cash being carried around school, as well as saving the school and Catering Partner time and money on administration.

**Payments can be made by downloading a payment app. If you have a smartphone, you can download the "School Gateway" app from the app store (Android and iPhone).** By doing this, both you and the school avoid incurring charges for text messages and future message exchanges will be FREE. It is quick and easy to do. All you need is the e-mail address and mobile phone number that the school holds on record for you.

Alternatively, you can visit the website [www.schoolgateway.com](http://www.schoolgateway.com) and click on 'new user'. You will receive a text message with a PIN number to log into School Gateway. If you experience any trouble when logging in, please contact the school on 01633 653112 and we will update your details on SIMS. Details on downloading the app are also available via our school website.

Please note that there is also the option of pupil's using the cash terminals in school to credit their meal account with cash on a daily basis for those not wishing to take up the on-line payment option. The on-line payment option is also available for certain trips. The School will notify relevant parents/carers by text or email when school trips (including on-line consent for your child to take part in trips), are available for payment on Schoolcomms.

Please note that we are a healthy eating school, and take food and fitness seriously. This is why we do not sell certain foods or drinks, such as chocolate, fizzy and energy drinks, fast food, crisps etc. We would ask parents who send their children to school with a packed lunch to be cognisant of our healthy eating aims. The canteen contains a facility for pupils to top up their water bottles during mid-morning break and lunch periods. Energy or sports drinks are NOT allowed to be brought into school.



<b>Week One</b> 29/04, 20/05, 17/06, 08/07, 02/09, 23/09, 14/10				
Monday Mediterranean	Tuesday Mexican	Wednesday British	Thursday Indian	Friday British
Chicken Shawarma Flatbread  Lemon & Garlic Broccoli Corn on the Cob Paprika Wedges Carrot & Spring Onion Slaw  Ciabatta Bread	Spanish Beef Hash  Fine Beans Roasted Vegetables Herb Crushed New Potatoes Crunchy Raw Slaw  Garlic & Herb Bread	Roast Pork with Roast Potatoes & Gravy  Stuffing & Apple Sauce Green Beans Carrots & Savoy Cabbage  Brioche Bread	Chicken Tikka Masala with Basmati Rice  Channa Saag Raita Dhanak Bombay Potatoes Tomato & Cucumber Salad  Naan Bread	Crispy Battered Fish Fillet Or Jumbo Fish Fingers  Chips Baked Beans or Peas Crunchy Salad  Crusty Bread
Feta & Potato Ruffata (V)  Deep South Diner  Quorn Cheese Burger  Speedy Italian  Veggie Supreme Pizza (V)  Veg Bolognese Pasta (V)  Margherita Pizza (V)	Cajun & Vegetable Bean Burrito (V)  Speedy Italian  Bacon Mac 'N' Cheese  Speedy Italian 3 Cheese Scallion Pizza (V)  Amablati Pasta (V)  Margherita Pizza (V)	Cheese, Tomato & Potato Bake (V)  Wings & Things  Mexican Fajita Chicken Flatbread  Speedy Italian  Hawaiian Pizza  Chunky Vegetable Pasta (V)  Margherita Pizza (V)	Chickpea & Cauliflower Jalfrezi (V)  Wings & Things  Sticky Marinated Roast Chicken BBQ Drumsticks  Speedy Italian  Bacon Pizza  Beef Bolognese  Margherita Pizza (V)	Veg & Bean Quesadilla (V)  Deep South Diner  New York Hot Dog  Speedy Italian  Veggie Hot One Pizza (V)  Herby Tomato Pasta (V)  Margherita Pizza (V)
Almond & Orange Cake with Vanilla Ice Cream	Carrot & Banana Slice	Pear Upside Down Cake with Vanilla Custard	Strawberry Cheesecake Pot	Chocolate Sponge Cake with Chocolate Sauce Churros

# Menus

Here is an example of the 2018 summer menu:

Week Two		06/05, 08/06, 24/06, 15/07, 09/09, 30/09, 21/10	
<b>Monday</b> British	<b>Tuesday</b> Chinese	<b>Wednesday</b> British	<b>Thursday</b> Mediterranean
Chicken, Chive & Mushroom Pie Cauliflower Green Beans New Potatoes with Parsley Butter Bloomer Bread	Chinese Moin Chicken with Beggars Noodles Wok Tossed Oriental Veg Chop Chop Salad Wholegrain Rice Garlic & Herb Bread	Roast Beef with Roast Potatoes & Gravy Yorkshire Pudding Carrots & Spring Greens Garden Peas Crown Leaf	Italian Beef Lasagne Green Beans Broccoli Cajun Wedges Corn Claw Ciabatta Bread
Macaroni Triple Cheese with Crispy Topping (V)	Hi Ho Quom (V)	Veggie Sausage & Mash (V)	Penne Tomato Pasta Bake (V)
<b>Wings &amp; Things</b>	<b>Deep South Diner</b>	<b>Speedy Italian</b>	<b>Deep South Diner</b>
Lemon Pit Chicken Pitha	Marinated Chicken Wrap	Vegetable Lasagne (V)	Beef Burger
<b>Speedy Italian</b>	<b>Speedy Italian</b>	<b>Speedy Italian</b>	<b>Speedy Italian</b>
Veggie Hot One (V) Arabiata Pasta (V) Margherita Pizza (V)	Cajun Chicken Jambalaya Herby Tomato Pasta (V) Margherita Pizza (V)	Veggie Supreme Pizza (V) BBQ Chicken Pasta Margherita Pizza (V)	Beef Bolognese Margherita Pizza (V)
Ginger Cake with Vanilla Custard	Rice & Berry Conde with Jelly	Strawberry Swirl Sponge with Eclair Eclair Eclair	Banoffee Pie Summer Fruit Slice with Ice Cream Churros

# Asking for help

Sometimes things can go wrong at a new school; maybe something little like not finding your way, or maybe a bigger issue like getting into trouble or not managing the work. Don't let things get worse before you discuss it with somebody you trust.


Remember our school motto 'Serving God through Learning Together' – we are a community and looking after one another is very important.

**Everyone has worries and there is always someone to help...**

**Friends** can help in lots of ways. They can show you the way around and explain about dinners, timetables and other new routines.

**Teachers** can help you with your work if you explain that you don't understand something. They will also be helpful if you forget something or get lost but they can only help if you tell them what is wrong.

**Home** will want to help you and it is important that you tell the grown-ups who look after you about any problems you are having AS SOON AS THEY HAPPEN.



**“I felt really nervous leaving the comfort of my primary school, would I fit in?”**

**Keisha Ortega 7J**

***“...but I remembered that everyone else was new too and it helped me a lot”***



**“I was nervous about meeting new people?”**

**Ruby De Melo 7T**

***“Once you get to know your form, you realise that everyone had the same worries”***



# Looking forward

There are many exciting opportunities to look forward to at St Joseph's. You will meet many new teachers, study new subjects, make new friends and be able to make a positive contribution to our fantastic school.

## Clubs and Extra Curricular Groups

Would you like to join any of the clubs at St Joseph's? Or perhaps you can think of a club you might like to start up. We have a wide variety of clubs and interests for you to try. These will give you the opportunity to show us your experience, skills, enthusiasm and dedication.



You will also be able to join various sports teams including:

Rugby      Football  
Athletics      Gymnastics  
Baseball      Basketball  
Hockey      Netball

You can also join:

The Orchestra  
School Council  
Cyngor Cymreig  
Harry Potter Club  
The Junior Choir  
Eco Group  
Transition Team  
Jazz Band  
Folk Band  
The Science Club  
Reading Buddies  
Form Reps  
Cafod Café  
Art Club  
5x60 Sporting Activities  
Digital Leaders  
Charities  
Spelling Buddies  
School Productions  
ICT Club  
...and lots more!

# How to manage your behaviour at St Joseph's

Give an example of how you could apply these rules in your lessons:

## **Follow all instructions first time**

## **Arrive on time and stay on task throughout the lesson**

## **Always bring the correct equipment to the lessons**

## **Keep hands, feet, objects and harmful words to yourself**

## **Listen to either the teacher or the person(s) asked to speak**

# Super Values and Behaviour Management

<b>Super Values</b>	
1	Self-control: Tolerance, Patience and Empathy
2	Unity: Compassion, Service and Kindness
3	Perseverance: Show Commitment, Have Hope and Strive for Excellence
4	Enthusiasm: Passionate, Creative and Driven
5	Respect: Justice, Honesty and Tolerance
<b>Five Rules</b>	
1	Follow all instructions first time
2	Arrive on time and stay on task throughout the lesson
3	Always bring the correct equipment to the lesson
4	Keep hands, feet, objects and harmful words to yourself
5	Listen to either the teacher or the person(s) asked to speak
<b>Positive Recognition</b>	
1	Students receive positive recognition for following rules
2	Motivates students to choose appropriate behaviour and create a positive atmosphere
3	Improves students self esteem
4	Establishes positive relationships
<b>Consequences</b>	
1	Consequences are always a choice
2	When disruptive behaviour occurs we must be prepared to deal with it calmly and quickly
3	Consequences do not have to be severe to be effective
4	Sanctions are progressive, starting with a warning
5	Consequences then become gradually more substantial
6	We will keep a record of consequences





# Catholic Pupil Profile

Pupils are growing to be . . .	
Compassionate and Loving	<b>Compassionate</b> towards others, near and far, especially the less fortunate; and <b>loving</b> by their just actions and forgiving words.
Faith-filled and Hopeful	<b>Faith-filled</b> in their beliefs and <b>hopeful</b> for the future.
Eloquent and Truthful	<b>Eloquent</b> and <b>truthful</b> in what they say of themselves, the relations between people, and the world.
Learned and Wise	<b>Learned</b> , finding God in all things; and <b>wise</b> in the ways they use their learning for the common good.
Curious and Active	<b>Curious</b> about everything; and <b>active</b> in their engagement with the world, changing what they can for the better.
Intentional and Prophetic	<b>Intentional</b> in the way they live and use the resources of the earth, guided by conscience; and <b>prophetic</b> in the example they set to others.
Grateful and Generous	<b>Grateful</b> for their own gifts, for the gift of other people, and for the blessings of each day; and <b>generous</b> with their gifts, becoming men and women for others.
Attentive and Discerning	<b>Attentive</b> to their experience and to their vocation; and <b>discerning</b> about the choices they make and the effects of those choices.



## CATHOLIC PUPIL PROFILE

*“What can we say the kingdom of God is like? It is like a mustard seed which, at the time of its sowing in the soil, is the smallest of all the seeds on earth; yet once it is sown, it grows into the biggest shrub of them all and puts out big branches so that the birds of the air can shelter in its shade.”*

Gospel of Mark 4:30-32



# School books

## Take pride in your books and in your work!

When you start school you will be provided with an exercise book. When the book is full, your teacher will replace it free of charge. If you lose your book, you will be expected to replace it AND copy up all the work too.

Exercise books are very important pieces of equipment. All you need to write on the front cover is:

Your name

Your form

The name of the subject

The name of the subject teacher

YOU SHOULD NOT WRITE ANYTHING ELSE ON THE INSIDE OR THE OUTSIDE COVERS OF THE BOOK.

Titles will need to be underlined by using a ruler.


Pupils need to write in black ink, so make sure you have plenty of black pens.

Your books are a reflection of who you are and how seriously you invest time and effort into your learning. Make sure you give your books a bit of love and attention!

As well as your parents/carers, there will be a variety of people who will be looking at your books to support your learning and celebrate the progress you make.

Classroom teachers will mark books regularly and check the information you write down every lesson. Your Form Tutors and Head of Year will do occasional 'book looks' and senior staff will take a selection of pupils' work at different times of the year to monitor department work.





## Getting ready for St Joseph's RC High School

What you will need for September 2019 - 2020

# Uniform

It is important that you wear the right clothes when you start your new school. It will seem very different from the school that you go to now.

The first thing to think about is the uniform that you will wear and you can get these ready before you start school.

You will receive a uniform brochure with more details before the end of your last term in Year 6, but if you would like more details straight away then please see our website.

[www.sjhs.org.uk](http://www.sjhs.org.uk)

Uniform can be expensive, so it is very important that you do not buy incorrect items - please pay very close attention as to what you can and cannot wear to school.



### Please remember...

Whenever you are wearing the school uniform you are ambassadors of the school. It is essential that you look, behave and speak to the highest standards.

**DO NOT WASTE MONEY ON BUYING TRAINERS OR LEISURE SHOES. OUR EXPECTATION IS FOR EVERY PUPIL TO WEAR TRADITIONAL BLACK SHOES.**

### Uniform Suppliers

Macey Sports  
Caerleon Road  
Newport  
NP19 7FX  
Telephone 01633 259334  
Email [maceysports@btconnect.com](mailto:maceysports@btconnect.com)  
Website [www.maceysports.co.uk](http://www.maceysports.co.uk)

Beam Sports and Schoolwear  
Cambrian Road  
Newport  
Telephone 01633 222261  
Email [beam26@btconnect.com](mailto:beam26@btconnect.com)



“I didn’t know what to bring in to school”

## What equipment will you need?

There will be lots of changes during your day, especially with lessons and the equipment you will need.

- You will have to move around to different rooms for all your lessons.
- You will have a two week timetable
- You will have several teachers and you will need different items for the various subjects.
- You will need to keep equipment in your bag not your teaching room

At first it may seem a lot to remember but you will soon get used to it and it will become part of your daily routine.

There are lots of things that you might need when you start school and it is a good idea to practise packing your bag before the beginning of term.

Tick these boxes as you collect your equipment for September - we have left you some spaces in case you think of anything else.

Please do not bring correction fluid to school.

*\* It is preferable that you use writing pens with black ink*

*\*\*The next phase of our digital journey is to embark on Bring Your Own Device, which we look forward to embracing in the future with your child.*

<input type="checkbox"/>	School Bag	<input type="checkbox"/>	Highlighters	<input type="checkbox"/>	30cm Ruler	<input type="checkbox"/>	Plastic Pockets
<input type="checkbox"/>	PE Kit Bag	<input type="checkbox"/>	Calculator	<input type="checkbox"/>	Eraser	<input type="checkbox"/>	iPad/Tablet**
<input type="checkbox"/>	Pencil Case	<input type="checkbox"/>	Wallet/Purse	<input type="checkbox"/>	Compass	<input type="checkbox"/>	Colours
<input type="checkbox"/>	Pens*	<input type="checkbox"/>	Watch	<input type="checkbox"/>	Dictionary	<input type="checkbox"/>	Water Bottle
<input type="checkbox"/>	Pencils	<input type="checkbox"/>	Lunch Box	<input type="checkbox"/>	Phone	<input type="checkbox"/>	Files

# Subject equipment lists...

When you have your timetable you will need to plan what equipment you need to bring to school each day.

## Religious Education



Your exercise book, a pen, pencil, ruler, eraser and coloured pencils.

## English



Your exercise book, a pen, pencil, ruler and an eraser. Also your vocabulary book and private reading book.

## Maths



Your exercise book, a pen, pencil, ruler and an eraser. You can buy other equipment from the Maths Department when you need it.

## Science



Your exercise book, a pen, pencil and ruler.

## Art



Your sketchbook (which will be provided at your first Art lesson), some pencils, an eraser and a ruler will be helpful, but not vital.

## Geography & History



Your exercise book, a pen, a pencil, a ruler, an eraser and some coloured pencils.

## Welsh



Your exercise book, a black pen (and a spare one!), a ruler, a pencil and an eraser.



It must seem an awful lot to remember, but do not worry, everyone feels a little confused at first and all other children manage to get it right. If they can do it so can you!

## Modern Languages



Your exercise book, pens, pencils, a ruler, an eraser and possibly coloured pencils. When worksheets are used for homework, these must be brought to the next lesson.

## Technology



Pens, pencils, an eraser, pencil sharpener, 30cm ruler, coloured pencils. You will need to bring in a tea towel when working with food and you may even wear your own apron. You will be told when you need to bring in ingredients for food technology.

## Music



If you play an instrument such as the flute, violin or trumpet, you will need to bring it to school every week for your instrumental lessons and for orchestra.

You will also need a pen, pencil, an eraser and maybe some colours for certain lessons.

## Drama



Your exercise book and a pen.

## Physical Education



### Boys

Black Shorts (2 pairs)  
St Joseph's PE t-shirt or white polo shirt  
Trainers  
Sky blue knee high socks  
Football/rugby boots  
St Joseph's reversible jersey

### Girls

Navy blue St Joseph's skirt  
School white PE t-shirt or white polo shirt  
Trainers  
White knee high socks  
St Joseph's or plain navy leggings  
St Joseph's hoodie

### Compulsory Items:

Gum shields and shin pads for girl and boys

# Digital @ SJHS

## Digital Technology at St Joseph's RC High School...

*"Full participation in modern society and the workplace already demands increasingly high levels of digital competence and that process can only continue into a future that we cannot imagine".*

Professor Donaldson 2015



Today, we live in a digital world and it is this digital world that has been a revolutionary force over the last 10-20 years. It is a force that will change the way we will be delivering education over the next 7-10 years. Yes, we will still have to be able to read, write and add up. These are all very important skills. However, another layer has been added to learning because of the amazing technology we are surrounded by and the introduction of the new curriculum.

### New Curriculum

As part of the new curriculum in Wales, the Digital Competence Framework has been created. Digital competence is the set of skills, knowledge and attitudes that enable the confident, creative and critical use of technologies and systems. It is essential for learners if they are to be informed, capable and have the potential to be successful in today's society. Digital competence should not be confused with information and communication technology (ICT). Digital competence is one of three cross-curricular responsibilities, alongside literacy and

numeracy; it focuses on developing digital skills which can be applied to a wide range of subjects and scenarios that are transferable to the world of work.

Students play an important role in shaping the way teachers and learners use technology effectively in the classroom. A team of student Digital Leaders are helping us to develop school policies on device usage, creating screencasts and books as App tutorials, and presenting to other educators who visit us to view our learning with technology. They are also involved in communicating to parents and carers at special E-safety evenings.

As a school we are embracing all aspects of the new curriculum and Digital Competence Framework. We are a multi device school and currently use PCs, laptops, Chromebooks, Macs and iPads as part of our teaching and learning. The next phase of our digital journey is to embark on Bring Your Own Device, which we look forward to embracing in the future with your child.

**If you would like to find out more about our digital learning vision please visit the Interactive page on the school's website - [www.sjhs.org.uk](http://www.sjhs.org.uk)**



# School work

## How to set out your work

**The presentation of your work is very important.**

### Why?

- Good presentation makes a good impression on the reader who will want to read what is written.
- Good presentation shows that you have taken care over your work and you have pride in your work

### Some advice on presentation of your work:

- Always use a black pen when writing in your exercise book.
- Always include the headings Classwork or Homework and the date and UNDERLINE them with a ruler. (In some subjects like French, Spanish and Welsh, you might be asked to write the headings in the language you are learning).
- Always include a Title for the piece of work set and UNDERLINE it with a ruler.

- Always make sure that what you have written makes sense by including the correct punctuation and grammar.
- Always remember that you are an important individual and that your written work should reflect the best of you.
- Using correct grammar and punctuation is very important.
- Make a special effort to learn how to paragraph and punctuate your work correctly.
- Check that you can use full stops, commas, question marks, exclamation marks and apostrophes confidently.
- Ask your teachers for help.
- Literacy is a very important part of our curriculum and every teacher will be keen to help. Literacy is not just taught in the English Department it is a whole school topic.
- When teachers return marked work, read comments carefully. You will receive next step advice and guidance.

Write in complete sentences.

The first word of a sentence always begins with a capital letter and a sentence ends with a full stop.



I like St Joseph's High School



my favourite subject is English

Use capital letters correctly.


For example, the name of any person or place always begins with a capital letter.



I went on holiday to France



My name is anthony



At the beginning of Year 7 you will be given a Student Planner. It is a very important booklet and MUST be brought to school every day.

Your planner will have 'Traffic Light' cards in it so that you can show teachers how happy and confident you are with the tasks or topics.

## Red

I need help please! I'm not sure about this task and would like some of the information repeated. Can you spend a little more time with me please?

## Amber

I think I'm okay, I am going to have a try but I might need a learning partner or ask my teacher after attempting the task.

## Green

I'm great! I understand - no help needed; I am able to work independently.



# Homework

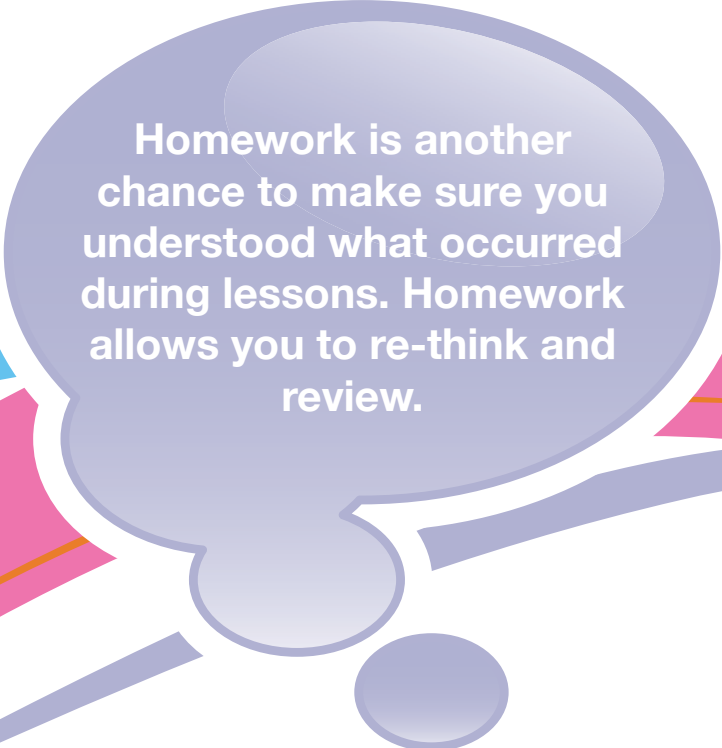
Homework is not optional and is given in most subjects each week...

## What might you be asked to do for homework?

- Complete any class work which was unfinished in the lesson
- Learn work to prepare for a test
- Research work might be set, using the Library in school or the library in town. Research work means that your teacher will ask you to find out certain information about a certain topic and present your findings in an attractive way.
- Extension tasks for added challenge.
- Ask your parents/carers to look at your homework when you have finished and ask them to sign your book if they are happy with the work.
- Check your timetable for the next day and pack your bag before going to bed.
- If you have been ill then naturally teachers will understand, but out of politeness, it would be a good idea to bring a note from your parents/carers to explain this. The teachers will then arrange for you to do the work you have missed.
- If you claim to have forgotten your book, most teachers will accept this excuse once. If it happens again, perhaps there is a more serious problem and your Head of Year may be contacted.
- If you do not complete your homework and do not have a good excuse you will find yourself given a sanction.

## Here is some advice about homework:

- You need to plan your homework:
- \* Write down your homework during the lesson and be sure of when the work has to be handed in
- \* Check with your teacher that you know exactly what you have to do.
- \* Make sure that you give enough time for each subject by deciding when the first deadlines have to be met and whether to do the easiest work first or to make a start on the difficult homework.
- Try to avoid the following whilst doing your homework:
- \* Eating meals
- \* Having the television on
- \* Sitting in a noisy room
- \* Being distracted by mobiles and social networking



Homework is another chance to make sure you understood what occurred during lessons. Homework allows you to re-think and review.

# Information for parents

## Assessment / Recording / Reporting

Parent/Carers will receive three progress reports each academic year. When they receive these reports they are most welcome to contact the school to discuss it further with the relevant teacher or department.

At any time during the school year parents/carers are able to contact the Form Tutor or Head of Year if they have any queries regarding progress.

It is important that pupils frequently ask the questions:

**How am I doing?**

**What do I need to do to improve?**

Please encourage and help them to do so. Teachers are here to help your child achieve his/her very best!

In addition to these reports there will be two parents' evenings during the first year.

### Autumn Term

At St Joseph's we expect to see every student represented at Parents' evening. If, for any reason, the student's parents/carers are unable to attend, grandparents or other older relatives are most welcome. They will be invited in to speak to Form Tutors and Senior Staff. The purpose of this meeting is to provide feedback on how pupils have settled into St Joseph's and to advise parents/carers on how they can help their children.

### Summer Term

Parents/carers will be invited in to speak to Subject Teachers and Head of Year. At this stage parents/carers will already have received two progress reports.

**"I was worried about extreme projects for homework!"**

Marcus Gibbons-Barrington 70

**"Turns out its not too bad afterall!!"**

**"I was scared about being overwhelmed with difficult homework"**

Thomas LaVelle 7V

**"Unfortunately we DO get homework, but we always get a reasonable amount of time to do it in!"**

# How do I get to school?

**We were really worried  
about getting on the wrong  
bus or missing  
the bus then getting lost”**

Pupils from 7H

*Everyone gets lost in the first few weeks,  
just ask directions... we will always understand.  
If you DO get confused about which bus to get  
(thankfully they are all clearly labelled)  
there are always teachers on  
duty to help you out”*

For most families the arrangements of getting to and from school are the most worrying and is the one issue you may have the most questions about.

St Joseph's works very closely with our current transport partners (appointed by NCC) Newport Transport, Monmouth Travel and Phil Anslow who will be issuing your bus pass and will be responsible for your journey (NB you will only be allowed to travel for free on the bus route that is clearly marked on your pass). They will also be at your 'new parents' intake evening, held at the school on Wednesday 3rd July 2019, and have a detailed website to explore. For information on applying for a free bus pass (subject to qualifying), please contact your Local Authority, arranging bus passes is an agreement between families and your travel provider.

[www.newportbus.co.uk](http://www.newportbus.co.uk)

[www.philanslowcoaches.co.uk](http://www.philanslowcoaches.co.uk)

[www.monmouthshire.gov.uk](http://www.monmouthshire.gov.uk)

We have highlighted some simple rules to follow to ensure your journeys are safe and hassle free. Further information and a code of practice will be included in your Student Planner when school starts in September.


**Please do not lose your bus pass as it will cost you a considerable amount of money to replace!**

## Bus rules...


- Always arrive at the bus stop on time and make sure you have your bus pass/money with you.
- Do not play about near the road while waiting for the bus. Wait on the pavement, well back from the road.
- Do not go near the bus and in particular, the wheels, until it has stopped.
- Do not push or rush for the door when the bus has stopped. Never operate the bus doors (except in an emergency).
- You should listen to the driver, do as he or she says with regard to the transport arrangements.
- Do not play games or throw objects on or from the bus, as this is dangerous and could cause an accident. Do not distract the driver and only use the emergency door IN CASE OF EMERGENCY.
- Once the vehicle has commenced its journey you must stay in your seat at all times.
- You must always wear a seatbelt if one is provided.
- Do not try to get on or off the bus until it has stopped.
- Take care that your coat or bag is not caught in the door when boarding or alighting.
- Having left your vehicle you should not return to it for safety reasons.
- Do not cross the road close behind or in front of the bus. You must be able to see clearly both ways. Where possible, use a pedestrian crossing.
- Older pupils should remember – your actions may influence younger children.
- Please remember that in the event of persistent misbehaviour you may be excluded from using school transport. Serious incidents of misbehaviour or vandalism will be reported to the police.
- Make sure you have all your belongings as you leave the vehicle. If you have forgotten something, you must telephone the bus company.

# Hints...


*These are some words of wisdom from our current Year 7:*




Write a list of names of the new people you meet.



Take a tour of the school.



Say please and thank you.



Smile!









# & Tips!

These are some words of wisdom from our current Year 7:



Make sure you have the right uniform/PE kit.



Don't lose anything!

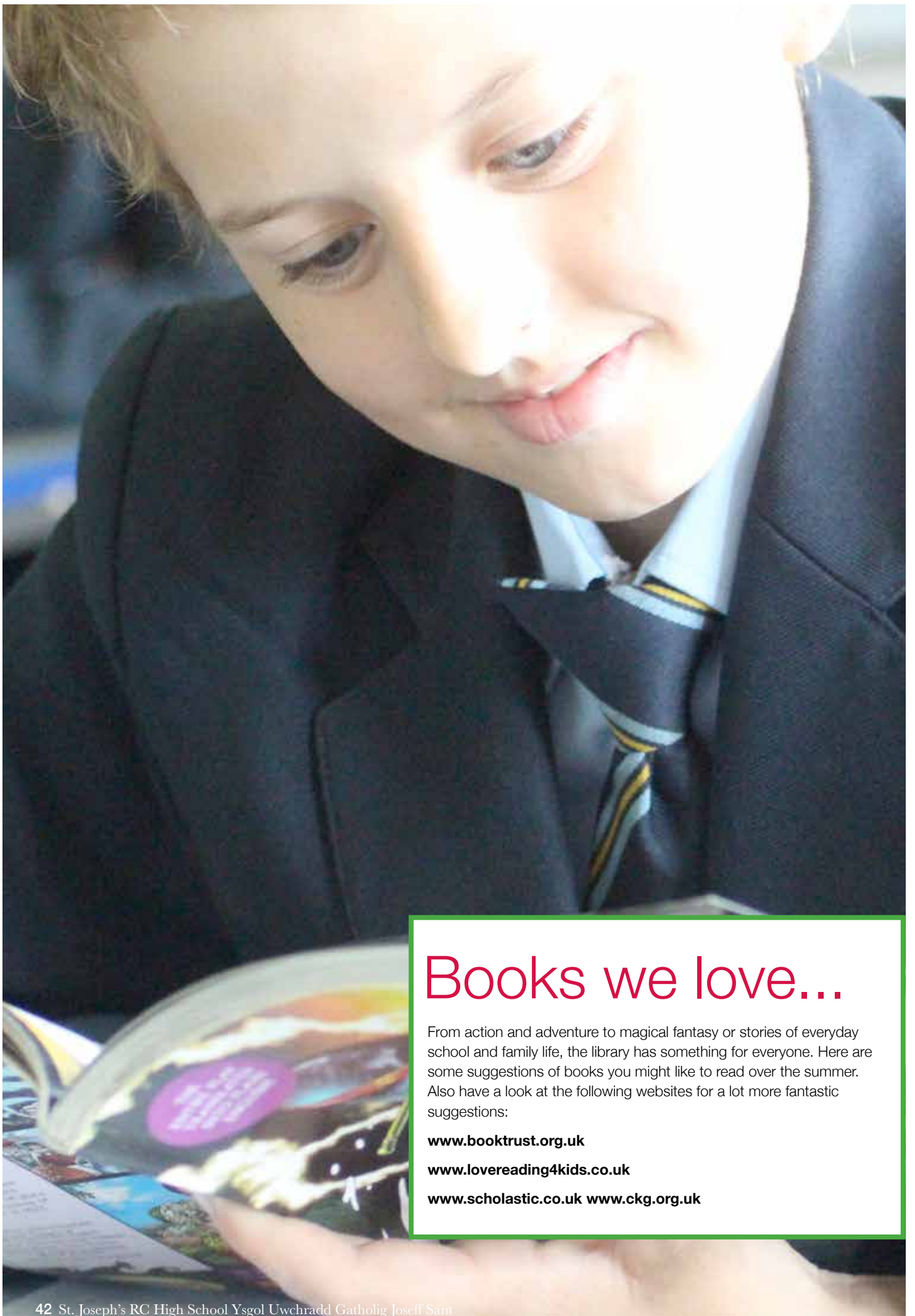


Don't be scared to ask for help and stay positive.



Be nice!





## Books we love...

From action and adventure to magical fantasy or stories of everyday school and family life, the library has something for everyone. Here are some suggestions of books you might like to read over the summer. Also have a look at the following websites for a lot more fantastic suggestions:

**[www.booktrust.org.uk](http://www.booktrust.org.uk)**

**[www.lovereadings4kids.co.uk](http://www.lovereadings4kids.co.uk)**

**[www.scholastic.co.uk](http://www.scholastic.co.uk) [www.ckg.org.uk](http://www.ckg.org.uk)**

# The Library

The School Library Resources Centre (LRC) is a modern, spacious, learning centre created to inspire and challenge students to reach their full potential.

We are open before school (8.30am - 8.50am), at break (11.00am - 11.20am) and at lunch time (1.20pm - 2.00pm).


The library is available for reading (students can take out up to two books at a time), research (using one of the thirteen computers or our wide selection of non-fiction books) and the purchase of stationery from the 'Pen Den'. There is a comfortable seating area together with ample tables and chairs to be used for the completion of homework.

Our librarian and student librarians are available to give support and guidance when required. If you would like to become a student librarian, please ask for information.

Reading groups (dates and venues to be confirmed) are run by Mr Watts from the English Department. If you already love reading, they will help you to develop and expand the range of books you enjoy. See the librarian for details.

Please behave sensibly and responsibly at all times, showing respect and consideration for others. No food or drink is to be consumed in the library and no devices are to be used.

**Please do not hesitate to ask for help to find anything you need.**




**'Geek Girl' Holly Smale**

Winner of the Waterstone's Children's Prize 2014, there's laughter and tears in this rollercoaster story of teen life.




**'Skulduggery Pleasant' Derek Landy**

A gripping story of the very dead, very magical and very funny sleuth known as Skulduggery Pleasant.




**'Light' Michael Grant**

Last one in this chilling dystopian series - gripping, scary and unputdownable



**'Ratburger' David Walliams**

Winner of the National Book Tokens Children's Book of the Year 2012, another cracker of a story in Ratburger.



**'The Graveyard Book' Neil Gaiman**

An exquisitely-written, darkly witty fantasy.



**'The Recruit' -Cherub series Robert Muchamore**

Realistic and gritty, this is pure classic teen fiction.



**'Wonder' R. J. Palacio**

A glorious exploration of the nature of friendship, fear, and most importantly, kindness."



# English

### English is:

A subject which encourages you to improve your literacy skills of Reading, Writing and Oracy through exciting and interesting activities!

### What will you do in your English lessons?

By the end of Year 7 you will have completed a wide range of activities to improve your Reading, Writing and Oracy skills. Your learning will be based around the three thematic schemes of work completed in Year 7, with one scheme of work completed per term. These schemes of work are:

- Personal Narrative – Where you will study autobiography, biography, poetry and complete other activities based around YOU! The stimulus for this writing is a novel 'Private Peaceful'.
- Studying a novel – 'The Outsiders' or 'A Monster Calls'
- Thematic study of 'The Sea', including Shakespeare's "The Tempest" and Keats' "On the Sea".

### What about when you first start?

Your first few weeks in English will help you to build on the skills you have already gained in primary school with a focus on grammar and literacy skills. This will give us a great opportunity to enable you to reach your full potential in the subject.

### What else can you get involved in?

Mr Watts, who works in the English department, along with the librarian, runs Book Group for every year group, where you can choose to go up to the library at lunchtimes and discuss the books you are reading, as well as enjoying chocolate biscuits and drinks! The groups take part in recognised book award programmes, including Carnegie, Blue Peter and Kate Greenaway. Throughout the year, Year 7 pupils will also take part in library lessons to match the unit of work being studied, where you will learn how to make use of library resources and develop research skills that you will use all the way through Secondary School and beyond.

### What do we expect of you?

- That you follow all of the school's behaviour rules.
- That you attempt every task set and try your best when completing it.
- That you join in during lessons, particularly during pair, group and whole class discussions.
- That you complete all homework set by the deadline and to the highest standard possible

### How will you be assessed?

Each term you will complete Reading, Writing and Speaking and Listening assessments. Your teacher will spend a lot of time in class preparing you for your assessments. This assessment will then be levelled by your teacher. As well as assessments, your teacher will regularly mark your exercise books and provide you with targets to improve your work. Your assessments and exercise books will be marked according to the school marking policy, which will be shown and explained to you when you arrive at St Joseph's, along with the school presentation rules.

### What else can you expect?

- You may be involved in school trips to the theatre or research trips.
- Your English teacher will regularly book iPads, laptops or an ICT suite for you to use during English lessons.
- You may have the opportunity to use the department's Media equipment, such as TVs, DVDs, MAC laptops and recording equipment.
- There is also the department's writing club, as well as the opportunity to enter a variety of out-of-school competitions with lots of exciting prizes for the winners!

Your English teachers are looking forward to meeting you in September and helping you to reach your potential throughout the year!

Keep up with news, revision and interesting updates on the English Twitter account, or use the school account for checking all subject details: **@sjhsnewport;**  
**@MissWattsSJHS; OR @MrsJonesSJHS.**

# Mathematics

The work in your Mathematics lessons should be a natural follow-on from your work in primary school, where you have been following the bridging units.

- You will study topics from:
  - \* Number and Algebra
  - \* Shape and Space
  - \* Data Handling
  - \* Functional Skills and Investigative Maths
- By the end of the year we would hope that your mental arithmetic skills will be further developed, and that your confidence with maths has increased.
- It will be a big help if you know your tables, but some time will be given over to their practice.
- You will be 'set' into a certain group for maths based on your ability, and information from your primary school. You will be assessed regularly and you can move up a set if you work hard and make the necessary improvement.

- Homework will be set at least once a week and will help you practice skills you have been taught and identify if you have any difficulties. You must remember to complete your homework on time.
- To help you reflect on new work as you go along, there will be regular assessments as well as an end of year exam.
- We want you to get involved in your lessons as much as you can and to enjoy learning maths. As in your current school we make a lot of use of mini whiteboards so that you can show us what you know.
- You will need a pen, pencil, ruler, eraser and calculator for all lessons.
- You will have your own unique password and login to access Google Classroom to complete homework, revise and play mathematics games.

Keep up with news, revision and interesting updates on the Maths Twitter account, or use the school account for checking all subject details..

**@SJHSMaths OR @sjhsnewport**



# Science

In science you will learn about a series of scientific ideas through a practically based course. The modules will provide you with the answers to many questions about how the world works.

After an introductory module about how to be safe in a science laboratory, you will learn about:

- **Cells** - the building blocks of life. How cells work together to form tissues and organs.
- **States of matter** - matter can be either solids, liquids or gases.
- **Forces** - the different types of forces and what they do. How are they useful and what problems do they cause.
- **Human reproduction** - male and female anatomy, how a baby is formed and develops.
- **pH** - acids and alkalis. How strong they are, how we measure the strength. Use of acids and alkalis.
- **Space** - the arrangement of the planets in our solar system. Stars, meteors and asteroids, what are they and what do they do?

Each module will where appropriate contain experimental investigations, where you will learn how to plan methods and record results to answer a problem. Your progress will be monitored regularly, so that you can watch your levels progress. At the end of each topic there will be end of topics tests.

There will be opportunities for students to produce work electronically on google classroom.

Keep up with news, revision and interesting updates on the Science Twitter account, or use the school account for checking subject details...

**@sjhsscience OR sjhsnewport**

# RE

The main aim of the RE Department is to develop the Catholic faith experience of the students so that they may know the love of Jesus Christ more fully in their lives.

The RE Department aims to do this in a number of ways:

- By what the students learn and experience in RE lessons
- Through prayer and through the liturgy, especially the Mass.
- Through participating in retreat work.
- Students will have the opportunity to play major roles in masses and assemblies by offering prayers, singing or being servers.
- By thinking of others and assisting the outstanding work undertaken to support a number of charities.

By the end of Year 7 students will have completed the first stage of the ICONs programme and will have studied topics about:

- Belonging
- Jesus the Saviour
- Who am I?

You will be expected to do homework each week and to study hard for assessment tasks and tests. There will be three major assessment tasks and one test at the end of the year.

Every month each teacher in RE nominates a "Student of the Month". The student nominated receives a reward certificate in their books and a card will be sent home notifying parents.

Keep up with news, revision and interesting updates on the RE Twitter account, or use the school account for checking all subject details...

**@SJHSRE OR @sjhsnewport**

# Art & Design

## What materials will you use?

- You will use a wide variety of materials ranging from colouring pencils, soft pastels, oil pastels, watercolour paint, acrylic paint, charcoal, clay, ICT etc.
- Your sketchbook (which will be provided at your first Art lesson), pencil, eraser, sharpener and ruler.

## What will you learn?

- You will learn how to use the various materials provided correctly
- You will learn various processes
- You will draw from observation and also from your imagination
- You will also learn about the work of artists especially Welsh artists.

## How will you be assessed?

- You will be assessed by being given a grade, effort and personal comment
- Your assessment will be based on the National Curriculum for Art and Design (Understanding, Investigating and Making)
- You will take part in peer and self assessment
- At the end of the year, you will be given a National Curriculum Level ranging from 3-5. You will also be given a detailed report outlining your achievements and areas for improvement.

## Other Information

- You will be taught by one of the three Art teachers – Miss Morris, Mrs Stevens and Mrs Neale
- Your work could be displayed in the classroom or corridor display boards
- You will be invited to take part in external and internal competitions.

Keep up with news, revision and interesting updates on the Art Twitter account, or use the school account for checking all subject details...

**@sjhsnewport**

# Computer Science

We are embarking on a new learning experience exploring Computer Science and ICT to help us develop new and existing digital skills. This will help pupils expand their digital competency skills which can be applied to a wide range of subjects and scenarios.

We want our pupils to become efficient and effective with digital technologies by becoming resilient and being innovative with their use of Computer Science and ICT. They will understand the importance and the role of Computer Science and ICT in a modern society through challenge based learning.

## What will you learn in Computer Science?

- Computational thinking
- Programming- Small Basic, Python, JavaScript, HTML and C
- Data representation
- Networking
- Cyber security

We are aiming to equip all pupils with the ability to code in a variety of languages and develop programming solutions to problems. We explore the use of Computer Science in a modern society and develop problem solving, critical thinking, project management and communication skills.

## What will you learn in ICT?

- Spread sheets and Databases
- E-Safety and citizenship
- Multimedia product design and creation
- Searching and selecting information
- Computer hardware and software

We aim to ensure that all pupils will leave St Joseph's as proficient users of ICT, able to gather information, manipulate it and present in a variety of ways. Students learn how to make judgements based on the target audience and purpose of end products and will learn to use ICT as a tool to enable them to solve problems in all aspects of their school life.

# Cymraeg

## Before starting at St Joseph's, you should be able to:

- Confidently introduce yourself, know numbers, days and dates in Welsh.

## By the end of Year 7 you will be able to:

- Build upon previous knowledge learnt from primary school.
- Describe your primary school and the new school, your uniform and the school timetable, talk about the subjects you like and do not like and say why as well as persuading new pupils to join St Joseph's High School in Welsh.
- Discuss and describe yourself, family members, pets and friends.
- Talk about hobbies, healthy lifestyles and describe a recent sporting event in Welsh.

## By the end of Year 7 you will also:

- Have practised the skills of oracy, reading and writing in Welsh. You will be able to take part in group conversations based on the topics you have learned
- Homework will be set every week and at first you will be given mostly learning homework and you may be tested on these words
- You will be given longer tests from time to time. These will be based on the work you have done in class
- During the summer term you will have an exam which will cover the whole year's work.

Keep up with news, revision and interesting updates on the Welsh Twitter account, or use the school account for checking all subject details...

**@SJHSCymraeg and @SJHSMrJames**

**OR @sjhsnewport**

# Drama

Drama is a way of making sense of the world by developing social and emotional intelligence. We do this by exploring a variety of topics and styles of acting.

In Drama lessons we develop many skills;

- Thinking and creative skills
- Ways to express yourself
- Confidence
- Communication Skills
- Working with others
- Imagination
- Self control

You will learn how to use the Drama strategies, these help make your performances look more professional. You will learn:

- Role-play
- Improvisation
- Hot-seating
- Thought tracking
- Mime
- Cross-cutting
- Gesture
- Freeze Frames
- Still Image

REMEMBER Drama is not about being a brilliant actor. Everyone can do well so just be prepared to try your best. Your drama lessons will be fun!

## Other opportunities

Drama Clubs, School Productions and Theatre Trips.

Keep up with news, revision and interesting updates on the Drama Twitter account, or use the school account for checking all subject details...

**@sjhsdramadept OR @sjhsnewport**





# Geography

Geography is everywhere – without it you are lost. It helps you to understand the complex and dynamic world in which you live. In Geography we aim to help students to develop an understanding of their global responsibility and interdependence as well as encourage them to develop their own opinions and attitudes.

### What will pupils learn?

In Year 7 we study two topics:

#### Location, Location, Location

By the end of this topic pupils will have learned how to use various map skills to describe where areas are found. They will have investigated what settlements are, why settlements develop in certain locations as well as studying associated problems, benefits and solutions to city life.

#### Rivers and Flooding

By the end of this topic pupils will have learned how the water cycle operates. They will also have learned how specific processes result in distinctive landforms along the river's course. They will have investigated contributing factors of flooding as well as effects and responses of flooding.

Geography teaches valuable skills, so by the end of Year 7 pupils will be able to:

- Understand and apply all the basic map skills (4 & 6 figure grid references, use direction/scale)
- Draw cross-sections of land (cutting a piece of land through the middle)
- Draw all kinds of graphs
- Carry out field work
- Carry out independent research

### How will pupils be assessed?

- In Year 7 pupils will be given one half hour homework per week.
- At the end of each unit pupils will receive a test, which will be assessed against National Curriculum level descriptors.

### Field Trips

Each Year 7 visit Cadbury's World. As well as sampling chocolate and learning how chocolate is made, pupils discover why Cadbury's selected this site as their industrial location.

# History

In Year 7 pupils will be taught history in two lessons over a fortnight which will be delivered by one teacher.

### What will we learn in History?

- How did Britain change after the Norman Conquest?

*By the end of the autumn term you will have learned about:*

- What is history? You will learn all about the skills of history.
- The Norman invasion.
- The Norman conquest of England and Wales.

### Why was the Church so important?

*By the end of the spring term you will have learned about:*

- Why the Church was so important in the Middle Ages?
- King John.
- The causes and results of the Black Death.

### Life in a medieval village in Wales

*By the end of the summer term you will have learned about:*

- The lives of the rich and poor in the medieval period.
- Crime and punishment in medieval villages.
- Cosmeston village.

### History teaches valuable skills, so by the end of Year 7 you will be able to:

- Use historical evidence.
- Know the difference between cause and consequence.
- Know the difference between fact and opinion.
- Carry out independent research.
- Work in a team to complete tasks.

### How will you be assessed?

At the end of each unit you will sit an assessment in which you will be given a National Curriculum level. You will also sit an examination at the end of the year that will cover topics from across the year.

Keep up to date with all the latest news, revision and updates on the history Twitter account, or use the school account for checking all subject details.

**@hanemystery @histsjhsvb or @sjhsnewport**



# MiniBac

## Why Mini Bac?

MiniBac allows our learners to develop essential and employability skills based on contemporary issues. Learners will have the opportunity and freedom to explore and to develop skills. Each student's skill set can then be transferred to all subjects and situations. Each Mini Challenge will be based on a 1 hour lesson per fortnight.

*“The new Welsh Baccalaureate model recognises the key roles which these skills have to play, particularly from an employment perspective, but there is a strong argument that they should be introduced at the beginning of a child’s education and developed throughout their time in school , rather than appearing when a young person is in Year 10. The Review proposes that wider skills should be addressed from the start of schooling in ways that recognise how children learn and develop.”*

Successful Futures, Donaldson 2015 (p43)

## Essential and Employability Skills

The new WBQ qualification is skills focussed. Every aspect of the qualification encourages learners to consolidate and to develop new and existing skills. These skills are central to the SJHS Mini Bac. Each mini challenge will have a literacy, numeracy and digital competency skills focus linking to the LNF and Digital Competence Framework (DCF), which will become statutory in September 2017.

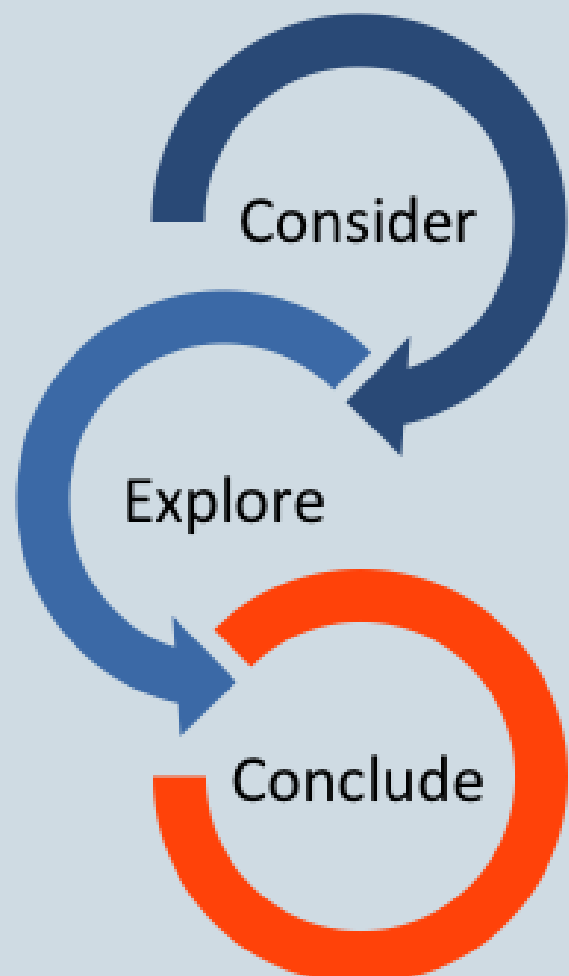
## Thinking Skills Methodology

Mini challenges are designed to focus on allowing learners to develop independent thinking skills through practice. Skills may have been initially addressed or developed in subject lessons. Therefore, learners are encouraged to ‘transfer’ skills to new situations. The ‘Plan – Do – Review’ model is central to the learning activities that take place throughout the Mini challenges. The Mini challenges in KS3 will allow learners to practise and develop the skills involved in the actual KS4 WBQ National in order to be ‘challenge ready’ when assessed in KS4, and to support skills application in all subjects.

## Mini Bac @ SJHS

The SJHS Mini Bac is a project based approach followed by each year group in KS3 that will focus on:

- Developing skills; wider skills, literacy, numeracy and digital competency
- Exploring independent work and collaboration
- Embracing student leadership
- Challenging contemporary issues and developing our school values
- Engaging with and building partnerships with businesses, outside organisations, charities, local community etc.
- Building a year group identity and community
- Celebrating talents





# Modern Languages

We are looking forward to welcoming you in the Modern Languages department. The aim of learning languages is to help you communicate throughout the world.

During Year 7 you will learn and develop French speaking, listening, reading and writing skills. For us learning a new language should be fun and interactive, lessons incorporate a variety of tasks and we make regular use of ICT along with video cameras and multi media such as You Tube clips and iPad apps.

## By the end of the year you will be able to:

- Use French grammar and sentences successfully; present tense regular verbs, opinions and reasons and use adjectives.
- Talk about yourself, your family and your pets.
- Order a meal in a restaurant.
- Ask questions and give instructions.
- Talking about your hobbies.
- Give opinions of school subjects.

- Count to 100 in French and know the days of the week and months of the year.
- Developing writing skills to include spontaneous writing up to 100 words.

## How You Will be assessed in French?

Using self/peer assessment.

Homework is set weekly and will involve a variety of tasks such as writing and reading, research and learning new vocabulary. There are at least two mini tasks which are assessed each half term.

To find out how you are doing, check the teacher's comment sheet at the back of your exercise book and read the level descriptions in your book.

We run a trip to France in Year 7, it is a fabulous few days and the students have always really enjoyed using their French in genuine situations. More information to follow in September.

Keep up with news, revision and interesting updates on the MFL Twitter account, or use the school account for checking all subject details

**@SJHSMFL** or **@sjhsnewport**



# Music

## In Music lessons you will:

- Explore your creativity, imagination and expression
- Build your confidence
- Develop your singing and instrumental skills
- Develop your group work skills
- Develop your communication skills
- Improve practical and listening skills
- Have fun!

## You will create and perform your music using a wide range of instruments including:

- Voice
- Keyboard/Piano
- Percussion instruments
- Computer
- Guitar and more!!!

You will perform:

- In class
- In concerts
- In assembly

## You will learn about fun and exciting songs and pieces of music AND compose your own original music

You will learn about:

- Music from different countries, times and styles
- The 'Elements of Music' (pitch, rhythm, tempo, dynamics, etc)
- How to read music and how to write it down

## You will be assessed on:

- Your performing skills
- Your composing skills
- Your listening skills

You will identify your own strengths and areas for improvement and plan how to develop your skills

## Extra Opportunities

You will be able to learn instruments here at St Joseph's too... We have a great team of peripatetic teachers that visit the school to teach:

- Piano
- String instruments (Violin and Cello)
- Woodwind Instruments (Flute, Saxophone, Clarinet, Oboe and Bassoon)
- Brass Instruments (Trumpet, Trombone, Cornet, Horn, Tuba and Euphonium)
- Drums
- Electric and Acoustic Guitar
- Bass Guitar and Double Bass
- Singing

If you are interested in learning an instrument come to the special meeting with the Head of Music in the first week of term to find out all you need to know.

If you currently learn an instrument and would like to carry on learning it here at St Joseph's come to the meeting too. You will also be able to join our fabulous extra-curricular groups...

- Orchestra
- Choir
- Guitar Group

You can use our rehearsal rooms to form your own ensembles/groups too.

Everyone can perform in our School Concerts, Advent and Christmas Services and the School Musical Productions!





# Physical Education

## By the end of Year 7 both boys and girls will have:

- Experienced gymnastics and will have produced their own sequences of movement both on the floor and on apparatus
- Completed a course on health related fitness to help you understand more about the relationship between exercise and good health
- Learned the basic skills and rules of some of the following:

Netball, hockey, rugby, soccer, basketball, baseball and athletics and how to develop the skills taught.

## In addition, by the end of Year 7 the girls will have:

- Completed a unit of work on dance

## What is expected of you in PE:

- You will be expected to participate in all lessons to the best of your ability in school kit
- Activities are changed every half-term
- There will be practical assessment every half-term in which you will be asked to perform certain tasks, for example, to perform a sequence of movement for gymnastics
- Pupils are given the opportunity to assess their own development against the National Curriculum
- Apart from the Health Related Fitness unit, you will not be expected to do homework in PE!

## Some Special Rules for PE

- Chewing gum in lessons is strictly forbidden
- Jewellery must not be worn during lessons
- Shoulder length hair must be tied up for all lessons
- If you cannot take part in PE or games, you must provide a note from parent or carer. You are still expected to bring your kit so that you can contribute in other positive ways.

Keep up with news, revision and interesting updates on the PE Twitter account, or use the school account for checking all subject details...

**@StJoesRCpe OR @sjhsnewport**

## Remember

What we hope to do in PE is to help you ENJOY yourselves. You will have the opportunity at St Joseph's to participate in a wide range of activities. Some of you will go on to represent your school, county or even country in a number of sports. Others of you will not want to be world beaters, but will be content to enjoy the different activities on offer which we hope you will want to continue outside school.

## Extra Opportunities

- St Joseph's runs an extensive extra-curricular programme during the lunch hour and after school
- At times involvement in the clubs will mean you are selected to represent the school for a team in an inter-school event. Transport to and from the venue will be provided but transport home must be arranged as these will be outside of normal school hours
- After school clubs finish at 4.30pm. So alternative travel arrangements need to be organised
- All fixtures and results are displayed on our school website.



# Technology

## By the end of Year 7 you will have learned:

- What Design Technology is
- How to use a range of equipment and work with different materials
- How to solve a problem
- The importance of safety and hygiene
- How to use a range of computer software such as CAD and CAM

## By the end of Year 7 you will have completed modules in Resistant materials, Food and CAD/CAM

You will have learnt how to:

- Measure, mark and cut accurately
- Draw and present written work to a high standard
- Use a range of hand held tools and power driven machinery
- Prepare a range of healthy food products
- Use ICT facilities to produce a range of products

- Test things and say what you have found
- Review, evaluate and make changes in order to improve results
- Your work will be assessed so it is important that you do your best at all times.
- At the end of a module, all the work is given a final grade.
- Various homework activities will be set and the work will be given a grade.
- You will be given the opportunity to assess your own work and that of your peers.

If you are really good and produce very good work you will be awarded a worthy of praise and be provided with opportunities to extend your skills through additional workshop sessions.

## Some Special Rules for Technology


Workrooms can be dangerous places so you will be expected to be on your best behaviour and obey the safety code at all times

Keep up with news, revision and interesting updates on the Technology Twitter account, or use the school account for checking all subject details...

**@sjhsnewport**




# FUN ZONE



# FUN ZONE

See if you  
can complete  
some of these  
challenges...



# What are we?

Find as many words as possible which describe St Joseph's.  
Draw a line through the ones you find... (there are more than 10)

C	Q	A	W	P	B	L	N	Z	V
O	T	E	Y	O	I	P	J	U	Q
M	N	R	V	F	G	W	N	D	F
M	E	X	C	I	T	I	N	G	K
U	N	I	T	E	D	S	O	B	U
N	X	Y	T	E	I	R	A	V	F
I	L	Y	P	P	A	H	P	Y	A
T	E	A	M	J	K	B	M	E	M
Y	R	E	H	T	E	G	O	T	I
S	U	C	C	E	S	S	F	U	L
C	I	L	O	H	T	A	C	B	Y
L	O	T	S	T	O	D	O	Z	Y



# Quiz

What do you already know about St Joseph's RC High School?

1 What was the occupation of St Joseph?

---

2 How many staff are employed at St Joseph's?

---

3 How many pupils do you think will be in your Year?

---

4 Who will be your Head of Year?

---

5 What are the colours in the St Joseph's school tie?

---

6 How many form groups will there be in Year 7?

---

7 How many students do you think will be in each form?

---

8 How many primary schools 'feed' St Joseph's RC High School?

---

9 Can you name two other primary schools, besides your own, which send students to St Joseph's?

---

10 How many languages are spoken at St Joseph's?

---

11 What time does school start?

---

12 What time does school finish?

---

13 What is the school's website address?

---

14 Who is the Twitter page for 1) everyone 2) the school council and 3) the Headteacher?

---

# General Knowledge Quiz

Try and answer some of these cross curricular quiz questions. If you are not sure of the answer try doing a little research.

1 How many of Jesus' disciples can you name?

.....

.....

.....

2 If you mixed the colour of the Welsh rugby shirts with the colour of the Scottish rugby shirts. What colour would you make?

.....

3 Add the number of players on a hockey team to the number of players in a football team. What is your total number of players?

.....

4 How many countries in the world speak Spanish?

.....

5 How many national parks can you name?

.....

.....

.....

6 Name five music bands or solo artists who are as popular now as they were in the 1980's or 1990's

.....

.....

.....

Keep going....

7 Name as many different types of building materials as you can...

.....

.....

.....

8 How many plays did William Shakespeare write?

.....

9 Which elements combust when exposed to air?

.....

10 How many countries are there in the European Union?

.....

11 Name the UK's three longest serving monarchs.

.....

12 How many countries are there in South America?

.....

13 Which European countries did not take part in WWII?

.....

14 Translate the following in Welsh, "I will always try my best"

.....

# Scrabble

Your task is to change the letters into a number solution...



Total =  $1 + 2 + 2 + 1 + 1 + 1 + 2 + 1 + 1 = 12$

---



Total =

---



Total =

---



Total =

---

# Looking back and forward...

What would you say were the FIVE happiest things that happened to you in primary school? Write them down.


What are you looking forward to the most at St Joseph's?




# Numeracy questions

*Some of these questions might be a bit of a challenge!*

1 If there are five lessons every day, how many lessons would you go to in four weeks?

.....

2 If you missed two days because you were ill, how many lessons would you attend in four weeks?

.....

3 There are 60 minutes in one hour. Calculate how many minutes you spend at St Joseph's each day?

.....

4 You attend school for five days each week. How many minutes do you spend at St Joseph's in a week?

.....

.....

5 If you had £10 on your dinner card and spent £2.50 on a meal, 75p on a snack and 50p on a drink, how much money would be left on your card?

.....

.....

6 If you had £10 on your dinner card and you spent £1.75 each day, how much would be left at the end of the school week?

.....


.....

7 Your school bus leaves at 3.30pm. It takes 35 minutes to get to your bus stop and you walk for another 10 minutes to get home. What time do you arrive at your house?

.....

# The subjects I will learn

The polygon grid below contains 13 subjects you will study in your first year at St Joseph's. How many can you find?



Technology  
Mathematics  
PE  
Drama  
English


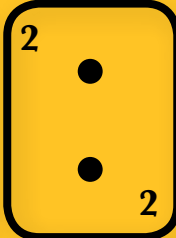
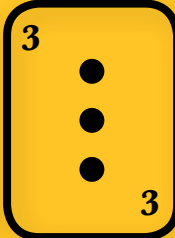

Music  
Geography  
Welsh  
Science  
History




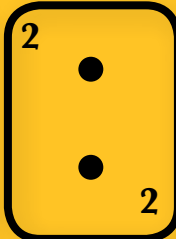

RE  
Spanish  
IT





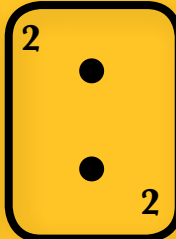

# Play your cards right!

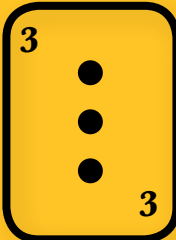
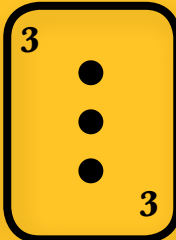

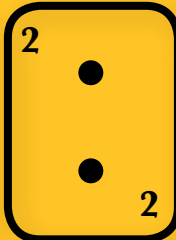


Look at the cards you have been dealt. Add up the numbers for each hand and calculate your total. Your challenge is not to go above 21. What would the next card have to be to make up 21?

(Ace = 1 point)

			Total =	
			_____	
			Next Card?	

				Total =	
				_____	
				Next Card?	

					Total =	
					_____	
					Next Card?	

					Total =	
					_____	
					Next Card?	

**Looking forward  
to meeting you  
in September!**



**St. Joseph's RC High School**

Pencarn Way  
Tredegar Park  
Newport  
NP10 8XH

Telephone: 01633 653110  
Email: [sjhs@newport.gov.uk](mailto:sjhs@newport.gov.uk)  
[www.sjhs.org.uk](http://www.sjhs.org.uk)

**Ysgol Uwchradd Gatholig Joseff Sant**

Ffordd Pencarn  
Parc Tredegar  
Casnewydd  
NP10 8XH

Ffôn: 01633 653110  
Ebost: [sjhs@newport.gov.uk](mailto:sjhs@newport.gov.uk)  
[www.sjhs.org.uk](http://www.sjhs.org.uk)

[www.facebook.com/stjosephsnewport](http://www.facebook.com/stjosephsnewport)

[twitter.com/sjhsnewport](https://twitter.com/sjhsnewport)

You can also view this brochure on our website in the Academic Section - KS2 Transition



**St. Joseph's RC High School**  
**Ysgol Uwchradd Gatholig Joseff Sant**