



Governors' Annual Report to Parents and Carers


Adroddiad y Llywodraethwyr Blynyddol
at Rieni a Gofalwyr

2014-15



St Joseph's RC High School
Ysgol Uwchradd Gatholig Joseff Sant





St. Joseph's RC High School

Ysgol Uwchradd Gatholig Joseff Sant

Pencarn Way, Tredegar Park, Newport, S. Wales, NP10 8XH
Ffordd Pencarn, Parc Tredegar, Casnewydd, De Cymru, NP10 8XH
Tel/Ffôn: (01633) 653110 Fax/Ffacs: (01633) 653128
E-mail/E-bost: sjhs@newport.gov.uk www.sjhs.org.uk
www.facebook.com/stjosephsnewport twitter.com/sjhsnewport
Headteacher/Pennaeth: Mr T Brown B.A (Hons) M.A NPQH

Governors' Annual Report to Parents and Carers

Academic Year 2014-15

Index	Page No
1. Chair of Governors notes	2
2. Education Committee Report	4
3. Literacy and Numeracy Report	5
4. Governing Body Members	6
5. Election of Parent governors	6
6. Governors meetings	7
7. Governors committees	7
8. Personnel Committee Report	7
9. Catholic life of the School and Religious Education Curriculum	8
10. Curriculum	9
11. School Prospectuses	10
12. Use of English and Welsh Languages	10
13. Extra-curricular activities and school sport	10
14. Pupil attendance	11
15. Attendance policy	11
16. School term dates 2015-16 & 2016-17	11
17. Community Links	12
18. Parents meetings	12
19. Friends of St Joseph's	13
20. Key stages 3 and 4 performance and targets	14
a) KS3 Teacher Assessments 2014-15	14
b) KS3 Targets for 2015-16	15
c) KS4 Examination performance 2014-15	16
d) Summary of Secondary Performance (SSSP) tables	17
e) KS4 Targets for 2015-16	18
21. Pupil destinations	19
22. Finance	
a. a) Report	20
b. b) Statement	21

Dear Parents/Carers,

National School Categorisation System

Earlier this spring the Welsh Government released this year's school categorisation outcomes.

The National School Categorisation System aims to provide a clear structure to review how well a school is performing for all its learners, taking into consideration how effectively it is led and managed, the quality of teaching and learning, and the level of support and challenge it needs to do even better.

Each primary and secondary school is placed into one of four colour-coded support categories, which trigger a tailored support package.

The system is based on three steps. It is not purely driven by figures and takes into account the quality of leadership, teaching and learning in the schools as judged by the Local Authority and regional consortium.

How does it work?

Step One - Standards group

Consortia challenge advisers use a range of information to analyse the school's performance. Schools are placed in one of four standards groups, numbered 1 to 4, which identify how well they are performing against a set of agreed measures. Standards group 1 is the group that performs most strongly against the agreed measures.

St Joseph's RC High School was placed in **Standards Group 1**

Step Two - Improvement capacity

Consortia challenge advisers evaluate the school's capacity to improve further, taking account of evidence about the standards achieved and the quality of leadership and teaching and learning. Schools will be in one of four groups, A to D. Schools where the judgement is an A show the greatest capacity to improve along with the ability to support other schools. Those where the judgement is D need the most support.

St Joseph's RC High School was judged to be **in Improvement Capacity group A**

Step Three - Support category

The outcomes in step one and step two are combined to decide on the school's support category. The final categorisation is a colour code that shows the level of support a school needs – green, yellow, amber or red.

St. Joseph's RC High School was placed in the top **Green support category**.

This means St Joseph's RC High School:

- **Has a highly effective school which is well run**
- **Has a strong leadership and is clear about its priorities for improvement.**
- **Has a track record in raising the standards that pupils achieve.**
- **Has the capacity to support other schools do better.**

We are pleased to be in this category and it is testament to our fantastic staff and pupils who not only achieved the very best outcomes in the school's history this summer (as you will have seen in our examination newsletter) but make a difference to young people's lives every day. We are not complacent and look forward to working with the whole school community to ensure that these outcomes are sustained and we do the very best for every child in our care. The role our parents and carers play in this success is pivotal and we are enormously grateful for everything you do.

For more information about the National Categorisation then please visit:

My Local School website www.mylocalschool.wales.gov.uk or

<http://gov.wales/topics/educationandskills/schoolshome/raisingstandards/schoolcategorisation/?lang=en>

As well as the academic results we are proud of all the other activities that our students are involved in: sporting, artistic, musical and charitable. All of this success is founded upon the gospel values and relationships that permeate school life at St Joseph's RC High School, which this report gives you a small flavour of our community spirit.

If you have any questions about any aspect of this report, please contact me via the school.

A handwritten signature in black ink, appearing to read 'P. Bennett'.

Paul Bennett
Chair of Governors
March 1st 2016

Education Sub Committee

The Education Sub-Committee met three times throughout the academic year to review and monitor curriculum developments and to consider the progress made on aspects of the School Development Plan. In addition, governors also attended three bespoke training sessions.

At the start of the academic year Governors considered the summer 2014 examinations results. Mr Brown provided governors with a detailed analysis of the Wales Core Data Set for Key Stage 4. Mr Ryan also outlined performance at Key Stage 5 where 100% of the students achieved the Level 3 threshold. Governors discussed with Mr Brown and Mr Ryan the notable successes achieved by the students and the priorities in the School Development Plan for 2014/15 to take learning forward. The very successful Mission Week that had inspired many of our students was also discussed.

In February 2015 Mrs Morgan presented governors with the Curriculum Plan for 2015-16. She also updated governors with changes to the Curriculum in Wales.

In the summer term meeting there were two key items on the agenda: the Literacy and Numeracy Framework (LNF) and its implementation at St Joseph's; and Assessment, Recording and Reporting.

Mrs Sarah Basham presented the first item. She explained that two members of staff led on literacy and numeracy. They had met regularly with staff from all departments to map the LNF across all subjects. They also met weekly with Mrs Basham to report progress and discuss strategic interventions as required. Governors were presented with the Y7, Y8 and Y9 test results in Reading, Reasoning and Procedural. Discussions focused on the ways students were being challenged and supported to achieve their potential.

Mr Tim Nunn presented the second item. He explained why a new Management Information System (MIS) was needed and the benefits of SIMS, including apps available on iPad for teaching purposes and the tracking of students' progress.

Governors are required to make strategic decisions for the future of their schools. The Education Achievement Service provides a variety of courses for governors to develop their knowledge and understanding of their role. In addition to these courses, three bespoke training sessions were held in St Joseph's for governors to attend. The first was a presentation by Lynne Wright to governors from St Joseph's and the feeder primaries on the Literacy and Numeracy Framework. The second session focussed on Safeguarding and was provided by The Lucy Faithful Foundation and the third session entitled 'Effective Teacher's Skills and Behaviours', was presented by Mrs Jarrett.

The Education Sub-Committee is pleased to report that St Joseph's continues to promote high standards of educational achievement and good behaviour and encourages student involvement in a wide range of activities in school and the wider community.

Barbara Kurzik
Chair Education Committee

Literacy And Numeracy Report

Governors Report to Parents: Literacy and Numeracy Report 2014-15

The implementation of the Literacy and Numeracy Framework (LNF) is designed to raise standards in education and complements the new skills based approach to teaching and learning.

The development of students' literacy skills: reading, writing and oracy, are crucial if students are to be able to access all subjects in the curriculum. To support the students in developing positive habits in relation to literacy, Departmental 'KS3 Literacy Mats' have been designed and produced. These are bilingual for Welsh and Modern Foreign Languages. A Literacy Toolkit ebook has been produced for staff. This covers common approaches and guidance to support the delivery of reading, writing and oracy.

Departments have been collating evidence of how they deliver their aspect of the LNF which will be used to create a portfolio that covers the whole framework. Literacy report targets were written for Y7 and Y8 students which identified strengths and areas for development and suggestions for parents on ways they could assist with their child's learning at home.

The success of the literacy intervention groups can be seen in the continued positive three year trend in the number of students achieving Level 5 or above (93%) at the end of Key Stage 3. This positive trend can also be seen in other intervention focus areas, with a considerable number of students (61%) achieving Level 6 or higher.

Numeracy skills are also embedded in all subjects across the curriculum. A Numeracy Toolkit book and ebook for staff has been developed. This contains the teaching methods used in the Mathematics Department so that all departments can teach numeracy skills in a consistent manner.

At the end of Key Stage 3 students are required to complete two National Tests in Numeracy (Procedural and Reasoning). Homework and learning support materials have been developed to increase students' confidence with the layout and subject matter in the national tests at KS3. The success of the numeracy intervention groups can be seen in the continued positive trend in the number of students achieving Level 5 or above (90%) at the end of Key Stage 3. An outstanding number of students achieved Level 6 or above (76%).

The literacy and numeracy interventions supplement and support the skills that are developed in the both the English and Mathematics Departments' Schemes of Work.

The skills developed in Key Stage 3 will help to prepare students for the rigour and challenge at Key Stage 4. Summer term intervention sessions are developed to focus on GCSE preparation for the 2017 papers.

Governors are pleased to announce that the Literacy and Numeracy Framework has been embedded across the school curriculum and high quality mechanisms have been developed to track students' progress in literacy and numeracy.

Governors would like to thank Mrs Basham for the work she has undertaken to develop and embed the Literacy and Numeracy Framework across the school curriculum and to develop high quality mechanisms to track students' progress in literacy and numeracy. We wish her well in her new role in Newport High School.

Mrs Barbara Kurzik (Literacy & Numeracy)
Chair Education Committee

Governing Body

ST JOSEPH'S RC HIGH SCHOOL GOVERNORS			
	Governor Category	Position	Office Expires
Mr Trevor Brown	Headteacher		n/a
Mr Paul Bennett	Foundation Governor	Chair	31/8/16
Mr Alan Brustad	Foundation Governor		31/8/16
Fr Brian Cuddihy	Foundation Governor		31/8/18
Mrs Linzi Dunn	Foundation Governor		31/8/16
Mrs Anna Godfrey	Foundation Governor		31/8/16
Mrs Barbara Kurzik	Foundation Governor	Vice chair	31/8/16
Mrs Norrie McLoughlin	Foundation Governor		31/8/18
Sr Denise O'Donnell	Foundation Governor		31/8/16
Dr Siobhan Quinn	Foundation Governor		31/8/16
Fr Michael St. Clair	Foundation Governor		19/11/16
Vacancy	Foundation Governor		
Vacancy	Foundation Governor		
Cllr David Fouweather	LEA Appointed Governor		31/8/16
Cllr Mark Whitcutt	LEA Appointed Governor		31/8/16
Mr Jason Conibeer	Parent Governor		15/6/19
Mrs Lucy-Ann Stevens	Parent Governor		15/6/19
Vacancy	Parent Governor		
Mr Joseph Ryan	Teacher Governor		28/1/17
Mrs K Burke	Teacher Governor		7/5/19
Mr Mark Rowland	Non-Teacher Governor		18/9/17
	Associate Governor		31/08/16
	Associate Governor		31/08/16

Foundation governors are appointed by the Archdiocese of Cardiff.

LEA governors are appointed by Newport CC.

Parent governors are elected by the parents of pupils attending the school.

An election for the vacant parent governor position will be held early in the Summer term.

Teacher governors are elected by the teachers in the school.

Non-teaching staff governors are elected by the non-teaching staff of the school.

Associate governors are pupils elected by the school council.

Clerk to Governors: The South East Wales Education Advisory Service provide our Clerk to Governors they can be contacted on telephone: 01633 415475 or email governor.support@sewaleseas.org.uk

The Chair of Governors, Mr Paul Bennett can be contacted via the school.

Governors' Meetings

Governors meet at least once a term with additional committees and appointment meetings taking place as required. Minutes for governors' meetings including the Headteacher's Report, these are available on request, once they have been ratified by the full governing body.

Governors Committees

- Education
- Admissions
- Personnel
- Finance
- Performance Management / Appeal
- Pay Review / Appeal
- Staff Discipline / Appeal
- Pupil Discipline
- Complaints
- Staff Requests / Appeal
- Governors Self Evaluation
- Staff Grievance / Appeal

Committees are convened according to need.

The governors did not claim any expenses for travelling or subsistence whilst discharging their duties 2014-2015.

Personnel Committee Report

St Joseph's RC High School continues to thrive under the management of Mr Brown and the Senior Leadership Team.

This year, there have been some changes to the staffing of the school. We have said goodbye to some employees and welcomed several new members of staff. We have also made some internal appointments. These members of staff have settled in well to their new roles and responsibilities.

Modifications have been made to the structure of the senior leadership team. This has been to strengthen the strategic leadership of the school and achieve the best outcomes for all pupils.

We would like to thank Mr Brown, the Senior Leadership Team and all members of the teaching and ancillary staff whose hard work and dedication has enabled the pupils to flourish. We would also like to thank parents and carers for their support during the last year.

Norrie McLoughlin


Chair of Personnel Sub Committee

Catholic Life Of The School And Religious Education Curriculum

As governors we are proactive, evaluating and reviewing the Catholic life of the school and the religious curriculum. We are delighted to report that the school continues to provide a truly Catholic ethos and the work of the Religious Education Department continues to flourish. Sr Denise and Fr Brian CUDDIHY are both link governors attached to the Religious Education Department, playing a vital role in providing first-hand feedback. St Denise is responsible for the school's spiritual and faith development and Fr Brian CUDDIHY is the link governor of the department. Fr Mike Doyle from the parish of All Saints, is a frequent visitor to the school and a member of our team, as well as the support of Fr Mike Evans. (All Saints)

Mrs K Burke, Head of RE provides a termly report that is included in the Headteacher's report to governors, on the spiritual and liturgical life of the school. Recent highlights have included:-

- The development of the Youth Chaplaincy team, liaising with the feeder primary schools.
- We celebrated a Year of Mercy Mass together at St Patrick's.
- In house retreats at KS3
- Youth SVP work visiting two feeder Primary schools and producing food hampers for the local community.
- Kintbury retreat
- An in-house training day for teaching and support staff, on the Catholic ethos of the school
- Liturgical services and the celebration of Mass
- The school's newsletter will provide further details on the liturgical life of the school and our charity work.

A handwritten signature in black ink, appearing to read 'K. Burke', written on a light-colored background.

Mrs K Burke
Head of Religious Education

Curriculum

At St Joseph's RC High School, we provide a balanced curriculum which offers a range of engaging and innovative learning experiences for all our pupils. The curriculum is delivered to pupils within a culture of faith, so that pupils realise that by working hard and developing their talents, they are serving God and serving others, in Newport, in Wales and as part of a wider global community.

We place the individual at the centre of all we do in school and believe that our primary purpose is to develop the whole child, nurturing their unique talents, abilities and strengths. We understand the importance of fostering a sense of collective responsibility and citizenship not only as part of our school community but also as part of a wider community of faith. At Key Stage 3, pupils will study a range of subjects enabling a rich learning experience across the curriculum, including the arts, science, technology, humanities, digital literacy and languages.

Continuing to develop higher level skills in Literacy and Numeracy, English and Mathematics, is a key aim of the curriculum and the teaching of these skills is becoming fully embedded in learning across the curriculum.

At Key Stage 4, our curriculum offers pathways for pupils of all abilities, including vocational pathways. We work in effective collaborations with other institutions to ensure we can offer our pupils a full range of valued qualifications, which prepare them for their future lives and vocations.

In our Sixth Form, we offer a range of pathways to suit all pupils, in collaboration with local institutions. It is vital that the curriculum we offer enables pupils to realise their ambitions for the future, whether that immediate future lies in further or higher education or the world of work.

Offering a range of extra-curricular opportunities, linked to the curriculum, also helps to ensure that pupils are able to develop and apply their skills outside the classroom, whether the activities be musical, sporting, dramatic or supporting others in their learning.

Our curriculum aims to be inclusive, ensuring that all pupils can continue to develop their learning journey whatever their additional learning needs. All pupils are taught in mainstream classes, often in mixed ability settings where pupils can also learn to work collaboratively, to develop skills alongside each other. Pupils with particular learning needs, including the most able pupils, receive a range of support to ensure they are able to progress with their learning.

We believe that at St Joseph's RC High School, we provide a rich and balanced curriculum in an inclusive and supportive culture, developing the unique talents of the individual so that each child values the contribution they make to their community in the service of God.



Mrs J Morgan
Assistant Headteacher

School Prospectuses

The school prospectus and Sixth Form prospectus are available on the school website at www.sjhs.org.uk or by contacting the school.

Use Of English and Welsh Languages

St Joseph's RC High School is an English Medium School where Welsh is taught to all students as a second language. The children embrace our Welsh ethos and enjoy responding to the Welsh Language during the day.

Extra Curricular Activities And School Sport

St Joseph's staff give their time willingly to run a large number of extra-curricular activities. These include:

- Athletics
- Welsh enrichment
- Sporting Young Ambassadors
- Chess Club
- Rugby
- Football
- Netball
- Hockey
- Gymnastics
- Young enterprise
- National Bar Mock trials
- Saint Vincent de Paul (SVP)
- Mathematics
- Liturgy
- Young Writers' Group
- Duke of Edinburgh Award Scheme
- School Choir
- An Orchestra
- School Productions
- Drama
- Photography
- Art
- SNAG
- CAFOD Action Group – film group
- ICT/CAD/CAM
- Eco-Club
- Welsh Baccalaureate activities
- Baseball
- Basketball
- Dance
- Reading Groups
- Science Club
- 5 x 60 activities
- Performing Arts
- Language Club
- Technology
- STEM

Pupil Attendance

School Year	Target %	Actual %
2014 – 2015	95.8	95.4
2015 – 2016	95.6	-----

Over the last three years St Joseph's attendance has been one of the best in all of the 212 Welsh secondary schools. Clearly this is a major contribution to the academic success of St Joseph's as you realise that non-attendance equals no learning. This has been due to the support of you parents and carers plus the continuous hard work of all the staff at St Joseph's, thank you all.

Attendance Policy

The Attendance Policy is In line with Welsh Government legislation and Newport City Council policy. A copy can be seen on the school's website www.sjhs.org.uk

SCHOOL TERM DATES 2015-16

Term	Start	Half term starts	Half term ends	Term ends
Spring	4 Jan 2016	15 Feb 2016	19 Feb 2016	24 Mar 2016
Summer	11 April 2016	30 May 2016	3 June 2016	20 July 2016

May day : 2 May 2016

Inset days (*School will be closed to all students*): 12th February 2016,29th April 2016,and 1st July 2016

SCHOOL TERM DATES 2016-17

Term	Start	Half term starts	Half term ends	Term ends
Autumn	1 Sept 2016	24 Oct 2016	28 Oct 2016	16 Dec 2016
Spring	3 Jan 2017	20 Feb 2017	24 Feb 2017	7 Apr 2017
Summer	24 Apr 2017	29 May 2017	2 June 2017	21 July 2017

May day : 1 May 2017

Community Links

KS3 and KS4 Celebration Evenings.

Police Community Support Officer: Lisa Mulcahy-Jones

Charities:

CAFOD	Alzheimer's Society	Children in Need
Mary's Meals	Blind Veterans	Breast Cancer
Ieuan the Lion	Ty Hafan	Tenovus
British Legion	Make a Wish	St. David's Hospice Care
Latch	Smile for Libby	Health Help International

Business in the Community helps vocational pathways, GCSE choices and aspirations.

Development to promote future leaders and to build student resilience.

Life skills offering bespoke support and guidance to pupils in their academic progress.

Fire service and Army providing wider skill development and vocation appreciation to KS4 pupils.

School Choir have taken part in BBC Children in Need live show.

School show/productions/showcases: Eagles, Beatles, Hairspray

Parents' Meeting

As a result of the School Standards and Organisation (Wales) Act 2013 we are no longer required to hold an annual parents meeting. However if you think there is a need for a parents meeting please contact the school for a copy of the regulations.

Provision For Toilet Facilities

The school has ample gender segregated toilet facilities and disabled access facilities for pupils, staff and visitors. All toilets are maintained to a high standard both during and after the school day by cleaning staff and are monitored by school staff during the day

Friends Of St Joseph's

The Friends of St Joseph's High School is a small group of parents whose children attend the school - the group meet regularly throughout the academic year. Our aim is to raise funds for the school whilst having fun and meeting other parents. Activities include car boot sales, Vintage and Christmas Teas. We have also held Quiz Nights and Christmas shopping trips previously.

The money we raise helps to support school causes that hopefully enhance the wellbeing and school experiences of our students. In the last two years Friends have helped to support the Stations of the Cross in the Chapel, sixth form newspapers, a rowing machine for the PE department and school concerts.

Since 2012 the Friends of St Joseph's has contributed in excess of £3,400 to the school.

The Friends of St Joseph's provide a warm welcome to anyone who joins us.

For more information go to our page on the St Joseph's school website.

You can help us raise money by the click of a button as we are now a registered cause with the well-established fund-raising website www.easyfundraising.org.uk

Deborah Knight-Davis

Chair, Friends of St Joseph's

The governing body thank the Friends of St Joseph's for the hard work they have undertaken raising funds for the school. This is a much valued, active group and we ask that you continue to support them whenever you can.

Key Stage 3 Teacher Assessments Results

2014-15 and 2015-16 Targets

Results 2014

Key Stage 3 teacher assessments summary 2015

Percentage of pupils achieving level 5+

	St Joseph's		Newport		Wales				
	Pupils	Boys	Girls	Pupils	Boys	Girls			
English	92.1	89.5	94.7	87.2	83.2	91.5	87.9	83.9	92.1
Mathematics	90.4	90.4	90.4	86.7	85.5	88.1	88.7	87.0	90.4
Science	93.9	94.7	93.0	91.1	88.1	93.9	91.8	89.6	94.1
CSI	85.1	85.1	85.1	81.6	78.3	85.1	83.9	80.3	87.7

Pupils achieve the CSI by attaining a level 5 or above in each of English, Mathematics and Science (teacher assessment)

Percentage of pupils achieving level 6+

	St Joseph's		Newport		Wales				
	Pupils	Boys	Girls	Pupils	Boys	Girls			
English	61.4	50.9	71.9	53.8	46.6	61.5	52.6	43.9	61.8
Mathematics	76.8	74.6	78.9	58.8	56.1	61.7	59.5	57.4	61.8
Science	54.4	52.6	56.1	52.4	48.0	57.1	58.5	53.5	63.8

Percentage of pupils achieving level 7+

	St Joseph's		Newport		Wales				
	Pupils	Boys	Girls	Pupils	Boys	Girls			
English	21.1	15.8	26.3	14.6	9.7	19.7	16.6	11.5	22.1
Mathematics	30.3	30.7	29.8	25.0	24.2	25.8	26.3	25.0	27.7
Science	25.0	27.2	22.8	17.2	14.9	19.5	20.7	17.6	23.9

Key Stage 3 Targets 2015-16

School Targets 2015-16 - Key Stage 3

Name of School: **St Josephs RC High, Newport**

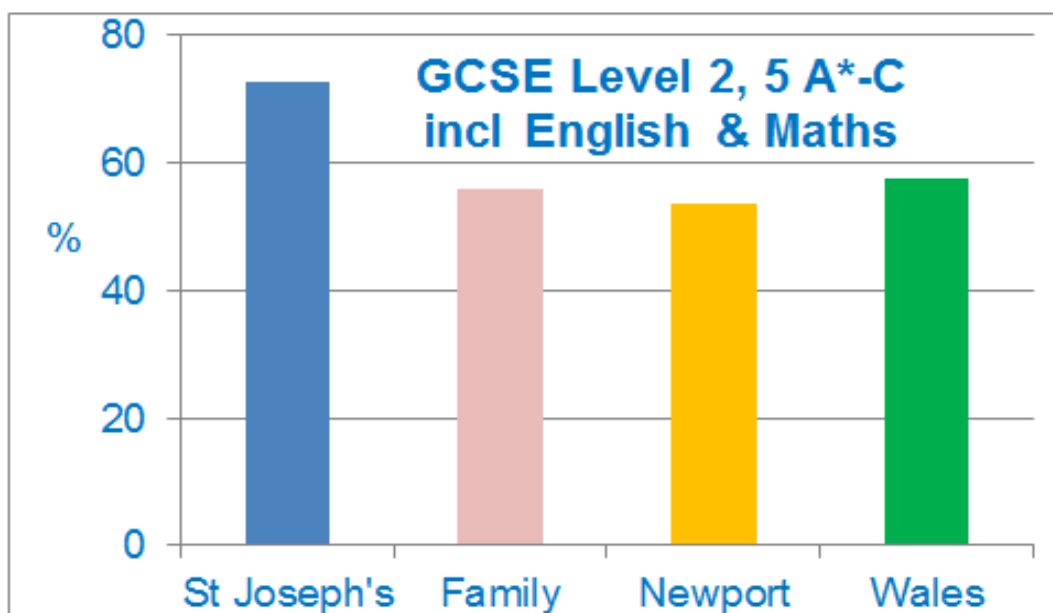
Pupils Achieving Level 5+

Year 9	Cohort	Oracy - English		Reading - English		Writing - English		English		Mathematics		Science		Reading, Writing & Mathematics		CSI			
		Single School Target	%	Single School Target	%	Single School Target	%	Single School Target	%	Single School Target	%	Single School Target	%	Single School Target	%	Single School Target	%	Single School Target	%
	No																		
	15	12	80%	11	73%	12	80%	12	80%	12	80%	12	80%	10	67%	10	67%	10	67%
	15	12	80%	11	73%	11	73%	12	80%	12	80%	12	80%	10	67%	10	67%	10	67%
	104	97	93%	94	90%	92	88%	97	93%	97	93%	97	93%	88	85%	91	88%	91	88%
	92	89	97%	88	96%	88	96%	88	96%	89	97%	89	97%	83	90%	83	90%	83	90%
	30	24	80%	22	73%	23	77%	23	77%	24	80%	24	80%	20	67%	20	67%	20	67%
	196	186	95%	182	93%	180	92%	186	95%	186	95%	186	95%	171	87%	174	89%	174	89%
	119	109	92%	105	88%	104	87%	109	92%	109	92%	109	92%	98	82%	101	85%	101	85%
	107	101	94%	99	93%	99	93%	101	94%	101	94%	101	94%	93	87%	93	87%	93	87%
	226	210	93%	204	90%	203	90%	210	93%	210	93%	210	93%	191	85%	194	86%	194	86%
	% Gap NonFSM - FSM		15%		20%		15%		15%		15%		15%		21%		22%		22%
	% gap boys - girls		-3%		-4%		-5%		-3%		-3%		-3%		-5%		-2%		-2%

Key Stage 4 (GCSE or Equivalent) Examination Results

This chart shows the GCSE results comparison for the key measure of the percentage of pupils gaining 5 A*-C including English and Mathematics

More detailed statistics are shown on the following pages



Pupils aged 15

Number of pupils aged 15 who were on roll in January 21 230

Percentage of pupils aged 15 whc

	entered at least one qualification	achieved the Level 1 threshold	achieved the Level 2 threshold	achieved the Level 2 threshold including a GCSE pass in English or Welsh first language and mathematics	Core Subject Indicator (2)	Average capped (3) wider points score per pupil	Average wider points score per pupil
School 2014/15	100	100	93	73	67	363	536
LA Area 2014/15
Wales 2014/15
School 13/14/15	100	98	90	60	58	354	507
School 12/13/14	100	98	86	57	56	350	496

Number of boys aged 15 who were on roll in January 201 126

Percentage of boys aged 15 who:

	entered at least one qualification	achieved the Level 1 threshold	achieved the Level 2 threshold	achieved the Level 2 threshold including a GCSE pass in English or Welsh first language and mathematics	Core Subject Indicator (2)	Average capped (3) wider points score per pupil	Average wider points score per pupil
School 2014/15	100	100	88	66	61	351	514
LA Area 2014/15
Wales 2014/15
School 13/14/15	100	99	89	62	60	349	499
School 12/13/14	100	98	86	61	60	349	496

Number of girls aged 15 who were on roll in January 201 104

Percentage of girls aged 15 who:

	entered at least one qualification	achieved the Level 1 threshold	achieved the Level 2 threshold	achieved the Level 2 threshold including a GCSE pass in English or Welsh first language and mathematics	Core Subject Indicator (2)	Average capped (3) wider points score per pupil	Average wider points score per pupil
School 2014/15	100	100	98	82	74	377	562
LA Area 2014/15
Wales 2014/15
School 13/14/15	100	98	91	59	56	359	516
School 12/13/14	100	97	86	53	52	352	496

(1) For details on approved qualifications, point scores and contribution to thresholds, please see the Database for Approved Qualifications in (DAQW) at <http://www.daqw.org.uk/>

(2) For information about which syllabuses are included in each subject area see Notes for Guidance.

(3) Average capped wider point scores are calculated using the best 8 results.

(4) Entry Level Qualification.

(5) Used for all Free School Meal benchmarking tables. This indicator is only shown for mainstream secondary schools.

(6) Note that the denominator for this indicator is the number of 15 year olds who entered Welsh First Language, rather than the total number of 15 year olds.

.. Data not available.

Agreed Targets for 2015-16

School Targets Key Stage 4 2015-16

School name: 6804602 St Josephs RC High, Newport

Year 11	Cohort	Level 2 including English/Welsh and mathematics		Welsh (1st lang) A*-C		English A*-C		Mathematics A*-C		Science Level 2		Level 1		CSI		Leaving without a recognised qualification			
		Number	%	Number	%	Number	%	Number	%	Number	%	Number	%	Number	%	Number	%	Number	%
FSM Boys	19	9	47%			10	53%	11	58%	15	79%	16	84%	19	100%	11	58%	0	0%
FSM Girls	18	10	56%			14	78%	12	67%	13	72%	15	83%	17	94%	10	56%	0	0%
non-FSM Boys	90	67	74%			73	81%	74	82%	76	84%	82	91%	84	93%	68	76%	0	0%
non-FSM Girls	101	84	83%			90	89%	85	84%	89	88%	99	98%	104	103%	81	80%	0	0%
FSM	37	19	51%			24	65%	23	62%	28	76%	31	84%	36	97%	21	57%	0	0%
non-FSM	191	151	79%			163	85%	159	83%	165	86%	181	95%	188	98%	149	78%	0	0%
All Boys	109	76	70%			83	76%	85	78%	91	83%	98	90%	103	94%	79	72%	0	0%
All Girls	119	94	79%			104	87%	97	82%	102	86%	114	96%	121	102%	91	76%	0	0%
All Pupils	228	170	75%			187	82%	182	80%	193	85%	212	93%	224	98%	170	75%	0	0%
% Gap non-FSM - FSM			28%				20%		21%		11%		11%		1%		21%		0%
% Gap girls - boys			9%				11%		4%		2%		6%		7%		4%		0%

Pupil Destinations

Careers Wales have published the following data on pupil destinations into further education or employment/training.

	Year 11				Year 12				Year 13			
	Female Benyw	Male Gwryw	Totals Cyfanswm	%	Female Benyw	Male Gwryw	Totals Cyfanswm	%	Female Benyw	Male Gwryw	Totals Cyfanswm	%
Continuing in full-time education - Same School <i>Parhau mewn addysg amser llawn - Yr un ysgol</i>	80	63	143	61.37%	77	62	139	75.14%				-
Continuing in full-time education - School <i>Parhau mewn addysg amser llawn - Ysgol</i>	2	11	13	5.58%				-				-
Continuing in full-time education - College <i>Parhau mewn addysg amser llawn - Coleg</i>	19	41	60	25.75%	18	13	31	16.76%	4	3	7	6.36%
Continuing in full-time education - HE <i>Parhau mewn addysg amser llawn - AU</i>				-				-	38	37	75	68.18%
GAP Year <i>Bliwyddyn fwlch</i>				-				-				-
Continuing in Part time Education <i>Parhau mewn addysg ran-amser</i>	2		2	0.86%		1	1	0.54%		1	1	0.91%
Entering employment outside WBTP <i>Dechrau cyflogaeth tu allan i Hyfforddiant Seilledig ar Waith i Bobl Ifanc</i>		4	4	1.72%	5	5	10	5.41%	11	11	22	20.0%
Entering WBTP (employed status) <i>Dechrau Hyfforddiant Seilledig ar Waith i Bobl Ifanc (status cyflogedig)</i>				-	1	1	2	1.08%		1	1	0.91%
Entering WBTP - (without employed status) <i>Dechrau Hyfforddiant Seilledig ar Waith i Bobl Ifanc</i>	3	6	9	3.86%	2		2	1.08%				-
Able to Enter Emp, Ed or WBTP (Unemployed) <i>Yn gallu cael mynediad at Gyflogaeth, Addysg neu WBTP (di-waith)</i>	1		1	0.43%				-	2	1	3	2.73%
Unable OR NOT READY to enter Emp, Ed or WBTP (e.g. due to illness, custodial sentence) <i>Methu NEU DDIM YN BAROD i gael mynediad at</i>		1	1	0.43%				-				-
Known to have left the area <i>Yn hysbys iddynt adael yr ardal</i>				-				-	1		1	0.91%
Not responding to follow-up and therefore unknown <i>Dim ymateb i'r arolwg, felly'n anhysbys</i>				-				-				-
Total number of 2015 statutory school leavers <i>Cyfanswm y gadawyr ysgol statudol yn 2015</i>	107	126	233	100.0%	103	82	185	100.0%	56	54	110	100.0%

Finance Report

Our school building is now over ten years old. The Business, Estates and Human Resources Manager and his Site Team (Site Manager, caretakers, cleaners plus support staff) continue to ensure that the school is well maintained and safe, providing a fit for purpose environment conducive for excellent learning.

Governors again allocated a budget in the 2014-15 to enable annual maintenance work to be carried out; this included painting, maintenance of all external doors, CCTV and fire alarm systems, statutory work on gas boilers, water testing and lift maintenance.

We also take great pride in our external grounds and continue to work with our Grounds Maintenance Contractor to maintain our pitches and outside areas to the very highest standards. Replacing our existing rugby posts with 2 new sets of posts is next on the agenda.

Governors have continued to invest in resources for learning and pupils benefit (i.e. a wide range of up to date materials and equipment) throughout all subject areas. The Governors have also invested in upgrading the school's IT network, refreshing PCs in our IT rooms and have provided a new area for pupils to meet with Digital Leaders and charge their I-Pads (Genius Bar).

We evaluate the effectiveness of our budget management by assessing the impact that our spending decisions have on our pupils' outcomes. The Finance Sub-Committee is delighted to note the successes of our pupils who sat external examinations this year.

A financial risk health check is carried out annually by the School and reported to Governors. This is supplemented by regular / cyclical Internal Audits, which are supported by reports to Governors. These health checks and Audits help support Governors in the financial running of the school. The school continues to ensure it is compliant with the requirements of Contract Standing Orders for Schools and obtains value for money through effective procurement. As well as achieving value for money through effective tendering, the school has also worked as a collective group with the other 7 secondary schools in Newport and jointly procured on several projects e.g. supply teaching, PAT testing etc. to achieve more effective buying power.


Outside of the School budget, the School operate a 'private' fund. This is managed by a committee, Chaired by the School Business Manager. The fund is audited annually and an audited / signed summary of accounts presented to Governors. Typical activities include trips, events, productions, charity collections, donations etc. The fund is used for the benefit of our students. The school is also fortunate enough to have an active "Friends of St Joseph's RC High" committee. Although small in number, the committee continue to work extremely hard in raising much needed funds that support the school.

Our School budget outturn statement for the last financial year shows that the school had a contingency (surplus) at the end of the last financial year (31st March 2015) of £258,557 4.5%. This balance was in excess of the recommended Welsh Assembly Government / Local Authority guidance, but was reported and accepted by the Local Authority as prudent in view of anticipated future funding cuts and predicted increases in pay and other on costs.

The School were allocated the following grants for the 2014/15 financial year: £84,221 School Effectiveness Grant, £176,866 Pupil Deprivation Grant, £6,722 Welsh Effectiveness Grant. Governor's work closely with the Senior Leadership Team agreeing and supporting grant plans and monitoring expenditure to achieve full spend.

Governors are acutely aware that the national picture across Wales is one whereby future budget settlements will be ever more challenging and require difficult decisions. We are proactively monitoring our staffing and non-staffing budgets, supplier contracts, SLAs, income from fees etc. to ensure we obtain best value and can set future balanced budgets.

The school continues to effectively manage the budget to enable students to receive the best possible teaching in fit for purpose accommodation, with appropriate resources to have the very best learning experience.



Mark Rowland

Business, Estates and Human Resources Manager and Staff Governor

ST JOSEPHS RC HIGH SCHOOL
FINANCIAL STATEMENT FOR YEAR ENDING 31st MARCH 2015

2013/14 OUTTURN		2014/15 OUTTURN
£	EMPLOYEES	£
3,917,692	Teachers	3,984,420
801,174	Support Staff	819,657
35,551	Caretakers	38,004
14,539	Midday Supervisors	14,954
87,720	Cleaners	97,877
0	Attendant	0
	OTHER EMPLOYEE COSTS	
58,434	Supply Insurance Premium	58,131
49,256	Agency Staff	96,656
11,129	Lunch Time Meal Entitlement	13,928
0	Foreign Language Assistants	0
10,160	Exam Invigilators	12,885
2,999	Advertising	3,613
0	Interview Expenses	0
0	Misc Employee Costs	44
	ENERGY	
26,655	Gas	26,618
54,751	Electricity	53,407
0	Oil	0
303,245	CAPITATION & ICT	437,299
167,462	SEG & WEG Expenditure	267,810
	PREMISES RELATED	
0	Hire Of Facilities	0
0	Rates	0
105,344	Building Maintenance & Alarm Lines	89,861
8,904	Grounds Maintenance	8,461
12,925	Water	12,104
3,549	Building Cleaning-Contract	3,901
3,921	Refuse Collection	3,702
4,573	Misc Premises	2,079
	COMMUNICATIONS	
11,572	Postage/Fax/Telex	11,463
9,481	Telephones	10,818
	TRANSPORT	
26,825	Vehicle Maintenance	3,611
4,946	Vehicle Hire	3,462
273	Car Allowance	137
0	Work Experience Travelling	0
1,403	Travel Expenses	4,276
157,944	EXAM FEES	176,279

	EXTERNAL COURSES	
-93	School Funded Training	5,539
15,000	Sixth Form	15,000
139,455	CENTRAL SERVICES	147,918
	INCOME	
0	Telephones	0
-3,512	Lettings	-5,662
-5	Photocopying	-38
0	Sales Income	69
-6,905	Music Service Income	-4,505
-25,394	Donations	-100,262
-484	Miscellaneous	0
-157,700	Supply	-143,915
-2,535	Exam Fees	-2,084
90	Under/Over Banking	0
-1,024	Interest	-1,644
0	Rental Income	0
0	Energy Compensation	0
-2,330	Insurance	0
-956	Coaching Fees	-45
254,082	Contributions to Initiatives	-315,372
,591,951	TOTAL NET EXPENDITURE	5,850,455
,716,033	TOTAL FUNDING	5,780,197
124,082	Current Surplus / (Deficit) for year	-70,259
204,734	Previous Year's Surplus / (Deficit)	328,816
328,816	Accumulated Surplus / (Deficit) c/fwd	258,557
5.8%	Balance as % of funding	4.5%

St. Joseph's RC High School

Pencarn Way
Tredegar Park
Newport
NP10 8XH

Telephone: 01633 653110
Fax: 01633 653128
Email: sjhs@newport.gov.uk
www.sjhs.org.uk

Ysgol Uwchradd Gatholig Joseff Sant

Ffordd Pencarn
Parc Tredegar
Casnewydd
NP10 8XH

Ffôn: 01633 653110
Ffacs: 01633 653128
Ebot: sjhs@newport.gov.uk
www.sjhs.org.uk

twitter.com/sjhsnewport
www.facebook.com/stjosephsnewport



St. Joseph's RC High School
Ysgol Uwchradd Gatholig Joseff Sant