



WELCOME CROESO



St Joseph's RC High School
Ysgol Uwchradd Gatholig Joseff Sant



HELP!



If you would like to view this document online, then please scan the the QR Code on the right with your smart device. Or go to our school website, and click in the Academic Section under Transition

<https://www.sjhs.org.uk>

Whichever school or part of the world you are joining us from we are looking forward to meeting you, but first you might have some questions...

1	Welcome to St Joseph's RC High School	05
2	Who are we...	06
3	School life	10
4	Rules and Regulations	18
5	What you will need before starting in September	22
6	School work, homework and reports	28
7	Travel	32
8	School Library	34
9	Subject information	36
10	Fun zone for new students	49

Transition...changing from one environment to another



**“I was nervous at first
of the other year groups, they
were so much older”**

Ella Wilkins 7E

*“...but they made me feel
really welcome, I didn't need
to worry after all”*

WELCOME



Dear Parent/Carer,

It is a pleasure to have the opportunity to introduce our transition brochure for 2017/2018. In many ways this brochure marks the start of the essential partnership between home and school, which forms the foundation of the success that your children will experience with us at St Joseph's RC High School.

The hard work and commitment of our staff, the excellent partnerships we have with parents and our relentless focus upon learning and teaching and high quality pastoral care, is reflected in the outstanding achievement of our pupils. In our most recent ESTYN and Section 50 inspections we were awarded the top 'excellent' grades in each of the key questions and all of the 15 Estyn quality indicators. In 2016 St Joseph's RC High was the only school in the region to attain a 'Green' categorisation to represent its excellent leadership at all levels and the outstanding quality of learning and teaching taking place at the school. This was maintained in 2017.

We are enormously proud of building excellent foundations for these young people's future careers and whetting their appetites for lifelong learning. Our inspection report describes how pupils 'Enjoy coming to St Joseph's' and are "Proud of their school." This pride is in so much more than examination results, as important as they are. As William Butler Yeats once said "Education is not the filling of a pail but instead the lighting of a fire". This is the aspiration we have for your children and we hope and pray that we continue to provide a fertile earth within which your children will grow and flourish with us. We hope you find this brochure useful in supporting the transition process and we look forward to working with you.

A handwritten signature in black ink that reads "T. Brown". The signature is fluid and cursive, written over a yellow wavy graphic element.

Mr T Brown, Headteacher



Dear Parent / Carer,

This is a momentous time in your child's school career and as Head of Year, I am delighted to be working with you.

At St Joseph's our aim is quite simple; we want to enable each child to flourish and to reach his or her full potential academically, personally and spiritually. We recognise that each child is unique and as teachers, parents and carers, we all have a key role in encouraging each of them to develop as self-confident individuals.

The Year 7 pastoral team has high expectations of students in our year group. We expect them to attend school regularly and to adhere to the school uniform code at all times. High standards of behaviour are expected both in lessons and around the school. Our school is a safe environment and everyone in our community is to be treated with kindness and respect.

As a year group, during the next five years we will foster our own community and lifelong friendships will be formed. Our students will be nurtured, encouraged and their successes celebrated. We hope you enjoy being part of our school community and make the most of the tremendous opportunities our school has to offer.

With regards,

A handwritten signature in black ink that reads "I. Carter". The signature is bold and stylized, written over a yellow wavy graphic element.

Mr I Carter, Head of Year 7



Who are we?

The structure of the school

There are lots of adults in a large comprehensive school and not all of them will teach you. Some teachers have special jobs to do for the school as well as teaching classes. There will be some teachers who look after year groups and some who plan the subject lessons or write the timetable. Somebody will be there to look after pupils who are worried or sick. There will be secretaries to do the letters and typing and people who cook and clean and look after the building and the grounds.


Each school has a STRUCTURE with the Headteacher responsible for the whole school and other teachers sharing out all the different jobs...



Mr T Brown
Head Teacher



Mrs J Jarrett
Deputy Head Teacher



Mr I Carter
Head of Year 7



Mrs J Morgan
Assistant Head Teacher



Mr I Humpage
Assistant Head Teacher



Mr T Nunn
Assistant Head Teacher



Mr M Rowland
Business Manager



Mr J Welch
Assistant Head Teacher



Mrs E Yates
Assistant Head Teacher



Mrs J Moriarty
Assistant Head Teacher



Mrs K Burke
Head of RE



Mr M Vaughan
Head of English



Mr T Seghuri
Head of Mathematics



Mrs C Williams
Head of Science



Mrs R Davies
Head of Welsh



Mr G Seymour
Head of History



Mrs J Moriarty
Welsh Baccalaureate



Mrs N Walsh
Head of Geography



Miss S Morris
Head of Art



Mr R Driscoll
Head of ICT



Mrs C Clements
Head of MFL



Mr C Testa
Head of Drama



Mr S Hendry
Head of Music



Mr S Sankala
Head of PE



Mrs S Davies
Head of Technology



Mrs V Hill
Head of Business, Law,
and Economics



Mrs L Winterflood
Sociology



Mrs E Edwards
Head of Psychology



Miss D Jones
Head of Inclusion

**“I was worried about getting lost
the school seems so big!”**

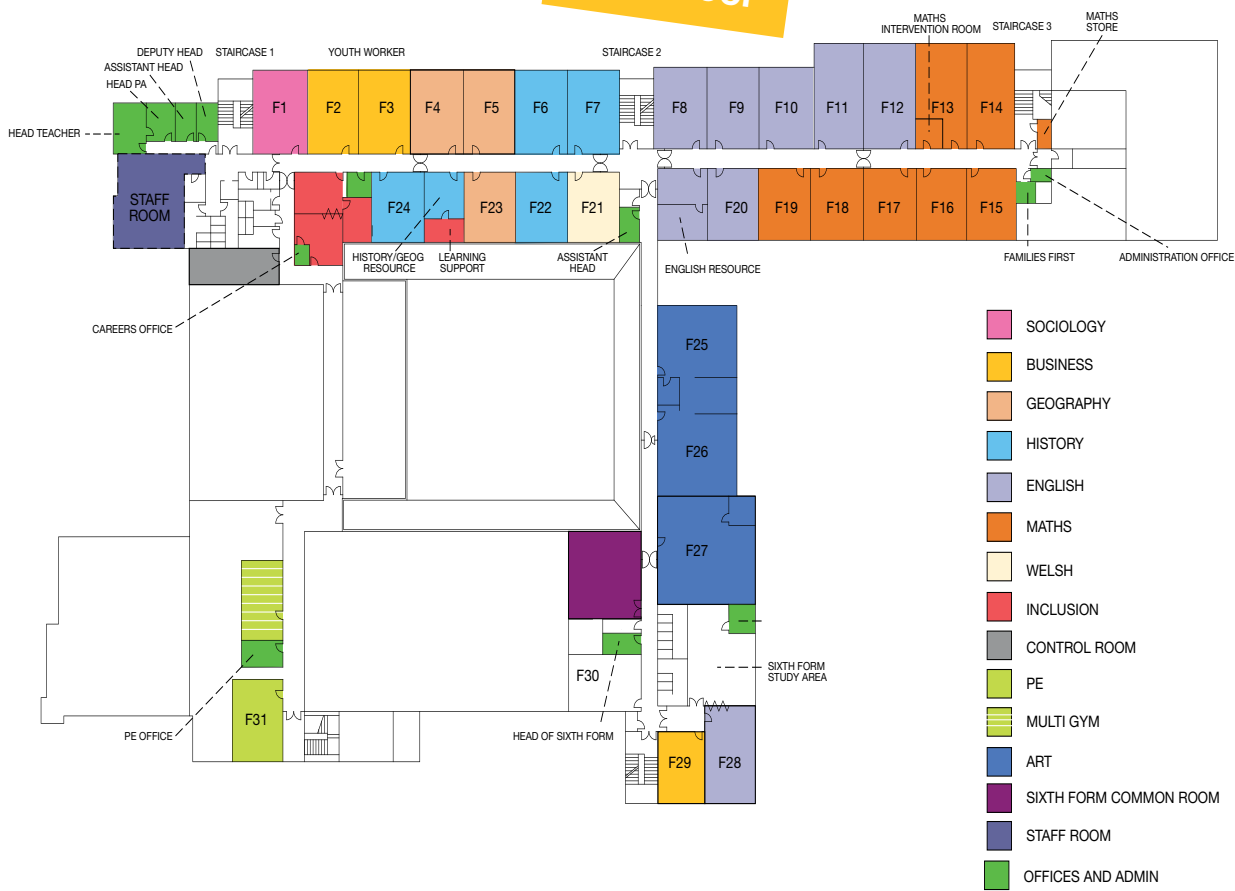
Amy Bellew 7V

**“...but once I knew that G was ground
floor, F was first floor and S was
second floor, I was totally fine!”**

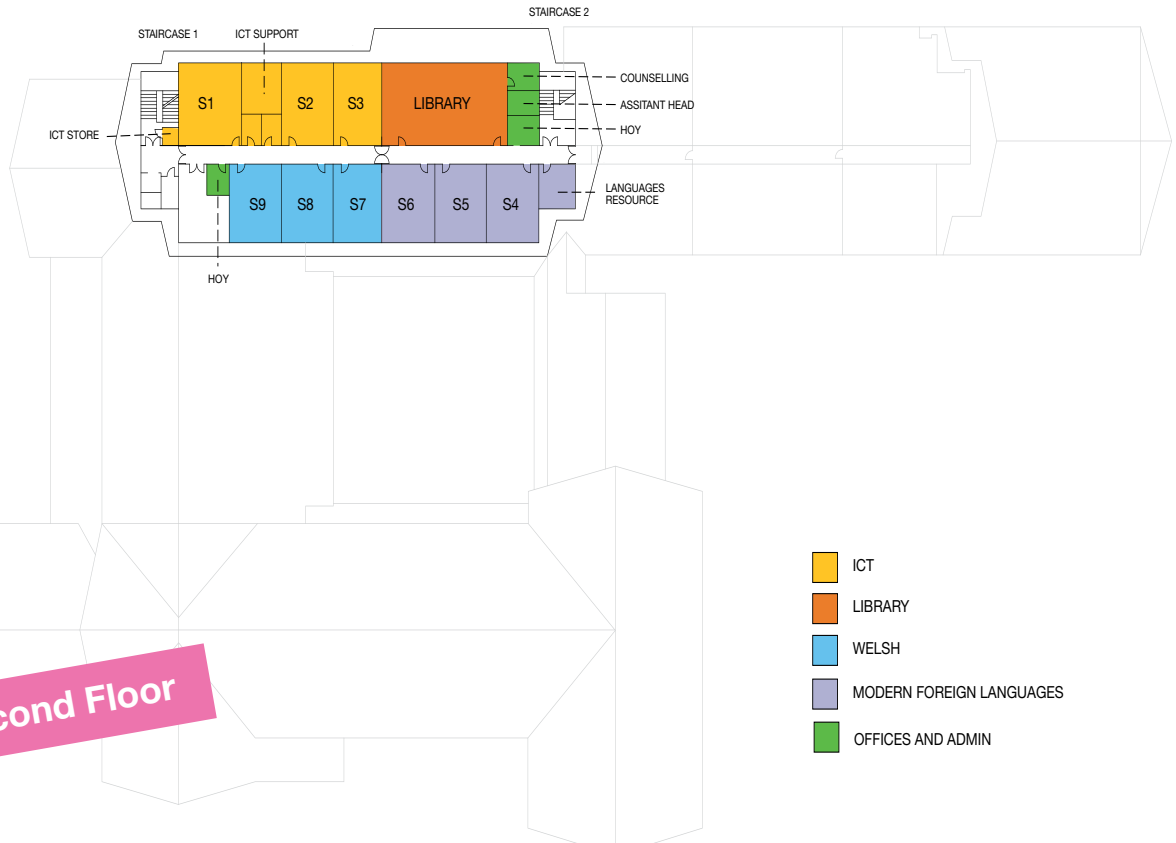
Ground Floor



First Floor



Second Floor



Attendance

Missing school means missing out.

At St Joseph's RC High School we believe that it is very important to attend school EVERY day unless you are ill.

Each day you are absent means that you have missed 5 lessons. Teachers do help pupils to catch up when they have been ill, but if you miss too many days there is a danger that you will fall behind with your work.

It is so important that you attend school every day, also that you arrive in school on time. There is a strong link between good school attendance and achieving good results. If you frequently miss school you may fall behind in work which may affect your future prospects.

Good school attendance also shows that you are reliable, you are more likely to achieve and will play a positive role in your community.

We celebrate good attendance with certificates which are awarded every term.

95%
attendance
means missing
50 lessons...

90%
attendance
means missing
95 lessons...

80%
attendance
means missing
190 lessons...

Remember If you have been absent due to illness you **MUST** bring a letter from your parent/carer to explain your absence when you return to school.

The St Joseph's
attendance
aim is 100%
for every pupil

A school day at St Joseph's...

Day		Period 1	Period 2		Period 3	Period 4			Period 5
	Registration 08.50 - 09.00	9.00-10.00	10.00-11.00	Break 11.00 - 11.20	11.20-12.20	12.20-13.20	Lunch 13.20 - 14.00	PSE / Assembly / Tutorials 14.00 - 14.20	14.20-15.20
Monday									
Tuesday									
Wednesday									
Thursday									
Friday									

Above is an example of a day at St Joseph's. Try our little quiz to see if you understand the timetable...

How many lessons will you have each day?

How many lessons will you have each week?

How long does each lesson last?

How many hours of lessons will you have each week?

Why is assembly so important?
(Think about what happens during assembly)

What would you do during registration/tutorials?

How many minutes does break last?

What time does lunch a) start b) finish

How many minutes does lunch last?



School Meals

keep it healthy...
keep it nutritious...
keep it interesting...

The School has excellent on-site catering facilities whereby pupils can purchase breakfast before school (8.30am-8.50am), at mid-morning break (11am-11.20am) and during lunch break (1.20pm-2.00pm).

An "Appetite for Life" compliant healthy eating menu is prepared and offered during term time by our catering partners Chartwells.

Every student is set up with an individual account. Money can be added to your child's account on-line via Schoolcomms (our on-line payment system) or cash can be added at one of three terminals/re-valuation units located in the school canteen.

Access to your child's account is via a biometric system (finger print recognition). A letter will be sent to all parents/carers seeking agreement to participate and at the beginning of the academic year, the school will organise for an account to be set via finger print recognition. Gel pads are located at till points and recognize a child's unique finger print and calls up their unique account.

Schoolcomms enables parents and carers to pay on-line any time 24/7 and reduces the amount of cash being carried around school, as well as saving the school and Catering Partner time and money on administration.

Payments can be made by downloading a payment app. If you have a smartphone, you can download the "School Gateway" app from the app store (Android and iPhone). By doing this, both you and the school avoid incurring charges for text messages and future message exchanges will be FREE. It is quick and easy to do. All you need is the e-mail address and mobile phone number that the school holds on record for you.

Alternatively, you can visit the website www.schoolgateway.com and click on 'new user'. You will receive a text message with a PIN number to log into School Gateway. If you experience any trouble when logging in, please contact the school on 01633 653112 and we will update your details on SIMS. Details on downloading the app are also available via our school website.

Please note that there is also the option of pupil's using the cash terminals in school to credit their meal account with cash on a daily basis for those not wishing to take up the on-line payment option. The on-line payment option is also available for certain trips. The School will notify relevant parents/carers by text or email when school trips (including on-line consent for your child to take part in trips), are available for payment on Schoolcomms.

Please note that we are a healthy eating school, and take food and fitness seriously. This is why we do not sell certain foods or drinks, such as chocolate, fizzy and energy drinks, fast food, crisps etc. We would ask parents who send their children to school with a packed lunch to be cognisant of our healthy eating aims. The canteen contains a facility for pupils to top up their water bottles during mid-morning break and lunch periods.



Week One 8 th May, 5 th June, 26 th June, 17 th July, 4 th Sep, 25 th Sep, 16 th Oct				
Monday	Tuesday	Wednesday	Thursday	Friday
Chicken Tikka Masala (H) Roast Cauliflower and Chick Pea Korma (V) Basmati Rice or Saag Aloo Green Beans Garden Peas Crunchy Salad Naan Bread	BBQ Mandarin Pork (H) Mushroom Foo Young (V) Beggars Noodles or Spicy Rice Tossed Oriental Vegetables Stir Fried Greens Garden Salad Baked Garlic & Herb Bread	Roast Turkey (H) Vegetable Lasagne (V) Roast Potatoes & Gravy Carrots Broccoli Garden Salad Poppy Bread	Mexican Beef Chilli (H) BBQ Pulled Quorn Wrap (V) Wholegrain Rice Charred Courgette Pico De Gallo Sweetcorn Pico de Gallo (salsa) Green Salad Wholemeal Loaf	Crispy Battered Fish Fillet Spicy Vegetable & Bean Quesadilla (V) Chips Mushy Peas / Garden Peas Baked Beans Apple Slaw Caesar Salad Oat Crusty Bread
Veggie Supreme Pizza (V) Veg Bolognese Pasta (V) Margherita Pizza (V)	Tuna & Sweetcorn Pizza Italian Chicken Pasta Margherita Pizza (V)	Hawaiian Pizza Arrabiata Pasta (V) Margherita Pizza (V)	3 Cheese Sicilian Pizza (v) Pasta Neapolitan (V) Margherita Pizza (V)	BBQ Chicken Pizza BBQ Chicken Pasta Margherita Pizza (V)
Apple Cracknell with Custard	Strawberry Mousse Crunch	Chocolate Sponge with Chocolate Sauce	Peaches with Homemade Granola and Yoghurt	Berry and Jelly Chill

(H) – a separate dish will be available with suitable Halal produce

**EAT
LEARN
LIVE**


Chartwells

Menus

Here is an example of this 2016-2017 summer menus:

Week Two

15th May, 12th June, 3rd July,
11th Sep, 2nd Oct, 23rd Oct



	Monday	Tuesday	Wednesday	Thursday	Friday
	Italian Beef Lasagne (H) Mature Cheddar and Caramelised Onion Tart (V) Paprika Wedges Houseslaw Garden Peas Green Salad Garlic Bread	Teriyaki Chicken Thigh (H) Paneer & Pea Balti Curry (V) Wholegrain Rice Sweet Chilli Broccoli Crunchy Salad Carrot and Spring Onion Slaw Naan Bread	Roast Pork with Apple Sauce (H) Curried Lentil Cottage Pie (V) Roast Potatoes & Gravy Cauliflower Carrots Crusty Bread	Chicken, Leek and Sweetcorn Pie (H) Vegetarian Sausages (V) Mashed Potato Green Beans Broccoli Ciabatta Bread	Cajun Battered Fish Fillet Veggie Chilli Tacos (V) Chips Mushy Peas or Baked Beans Corn on the Cob Healthy Salad Bloomer Bread
	Veggie Hot One (V) Arrabiata Pasta (V) Margherita Pizza (V) Rice and Berry Conde with Jelly	Chicken Supreme Pizza Veg Bolognese Pasta (V) Margherita Pizza (V)	Veggie Supreme Pizza (V) BBQ Chicken Pasta Margherita Pizza (V)	Bacon Pizza Herby Tomato Pasta (V) Margherita Pizza (V)	Sicilian Cheese & Tomato Pizza (V) Italian Chicken Pasta Margherita Pizza (V)
			Pineapple Upside-down Cake with Custard	Almond and Orange Cake	Chocolate Brownie with Chocolate Ice Cream

(H) – a separate dish will be available with suitable Halal produce

EAT

LEARN

LIVE

Asking for help

Sometimes things can go wrong at a new school; maybe something little like not finding your way, or maybe a bigger issue like getting into trouble or not managing the work. Don't let things get worse before you discuss it with somebody you trust.


Remember our school motto 'Serving God through Learning Together' – we are a community and looking after one another is very important.

Everyone has worries and there is always someone to help...

Friends can help in lots of ways. They can show you the way around and explain about dinners, timetables and other new routines.

Teachers can help you with your work if you explain that you don't understand something. They will also be helpful if you forget something or get lost but they can only help if you tell them what is wrong.

Home will want to help you and it is important that you tell the grown-ups who look after you about any problems you are having AS SOON AS THEY HAPPEN.



“My fears were missing the bus and wearing the wrong uniform”
Mia Davies 7E

“...but I should never have worried, there are lots of people always ready to help”



“I was worried about not making any new friends”

Rachel 7V

“...but I have lots of new friends now”

Looking forward

There are many exciting opportunities to look forward to at St Joseph's. You will meet many new teachers, study new subjects, make new friends and be able to make a positive contribution to our fantastic school.

Clubs and Extra Curricular Groups

Would you like to join any of the clubs at St Joseph's? Or perhaps you can think of a club you might like to start up. We have a wide variety of clubs and interests for you to try. These will give you the opportunity to show us your experience, skills, enthusiasm and dedication.



You will also be able to join various sports teams including:

Rugby Football
Athletics Cross Country
Baseball Basketball
Hockey Netball

You can also join:

The Orchestra
School Council
Cyngor Cymreig
The Junior Choir
Eco Group
Chess Club
Transition Team
Guitar Club
Music ICT
The Science Club
Mentoring Buddies
The Year Reps
The Liturgy Music Group
SJTV Media Group
Art Club
5x60 Sporting Activities
Digital Leaders
Charities
Spelling Buddies
School Productions
ICT Club...and lots more!

How to manage your behaviour at St Joseph's

Give an example of how you could apply these rules in your lessons:

Follow all instructions first time

Arrive on time and stay on task throughout the lesson

Always bring the correct equipment to the lessons

Keep hands, feet, objects and harmful words to yourself

Listen to either the teacher or the person(s) asked to speak

Super Values and Behaviour Management

Super Values	
1	Self-control: Tolerance, Patience and Empathy
2	Unity: Compassion, Service and Kindness
3	Perseverance: Show Commitment, Have Hope and Strive for Excellence
4	Enthusiasm: Passionate, Creative and Driven
5	Respect: Justice, Honesty and Tolerance
Five Rules	
1	Follow all instructions first time
2	Arrive on time and stay on task throughout the lesson
3	Always bring the correct equipment to the lesson
4	Keep hands, feet, objects and harmful words to yourself
5	Listen to either the teacher or the person(s) asked to speak
Positive Recognition	
1	Students receive positive recognition for following rules
2	Motivates students to choose appropriate behaviour and create a positive atmosphere
3	Improves students self esteem
4	Establishes positive relationships
Consequences	
1	Consequences are always a choice
2	When disruptive behaviour occurs we must be prepared to deal with it calmly and quickly
3	Consequences do not have to be severe to be effective
4	Sanctions are progressive, starting with a warning
5	Consequences then become gradually more substantial
6	We will keep a record of consequences

School books

Take pride in your books and in your work!

When you start school you will be provided with an exercise book. When the book is full, your teacher will replace it free of charge. If you lose your book, you will be expected to replace it AND copy up all the work too.

Exercise books are very important pieces of equipment. All you need to write on the front cover is:

Your name

Your form

The name of the subject

The name of the subject teacher

YOU SHOULD NOT WRITE ANYTHING ELSE ON THE INSIDE OR THE OUTSIDE COVERS OF THE BOOK.

Titles will need to be underlined by using a ruler.

Pupils need to write in black ink, so make sure you have plenty of black pens.

Your books are a reflection of who you are and how seriously you invest time and effort into your learning. Make sure you give your books a bit of love and attention!

As well as your parents/carers, these will be a variety of people who will be looking at your books to support your learning and celebrate the progress you make.

Classroom teachers will mark books regularly and check the information you write down every lesson. Your Form Tutors and Head of Year will do occasional 'book looks' and senior staff will take a selection of pupils' work at different times of the year to monitor department work.





Getting ready for St Joseph's RC High School

What you will need for September 2017 - 2018

Uniform

It is important that you wear the right clothes when you start your new school. It will seem very different from the school that you go to now.

The first thing to think about is the uniform that you will wear and you can get these ready before you start school.

You will receive a uniform brochure with more details before the end of your last term in Year 6, but if you would like more details straight away then please see our website.

www.sjhs.org.uk

Uniform can be expensive, so it is very important that you do not buy incorrect items - please pay very close attention as to what you can and cannot wear to school.



Please remember...

Whenever you are wearing the school uniform you are ambassadors of the school. It is essential that you look, behave and speak to the highest standards.

DO NOT WASTE MONEY ON BUYING BLACK TRAINERS OR LEISURE SHOES. OUR EXPECTATION IS FOR EVERY PUPILS TO WEAR TRADITIONAL BLACK SHOES.

Uniform Suppliers

Macey Sports
Caerleon Road
Newport
NP19 7FX
Telephone 01633 259334
Email maceysports@btconnect.com
Website www.maceysports.co.uk

Trutex
Cambrian Road
Newport
Telephone 01633 222261
Email newport@trutex.com



“I didn’t know what to bring in to school”

What equipment will you need?

There will be lots of changes during your day, especially with lessons and the equipment you will need.

- You will have to move around to different rooms for all your lessons.
- You will have a two week timetable
- You will have several teachers and you will need different items for the various subjects.
- You will need to keep equipment in your bag not your teaching room

At first it may seem a lot to remember but you will soon get used to it and it will become part of your daily routine.

There are lots of things that you might need when you start school and it is a good idea to practise packing your bag before the beginning of term.

Tick these boxes as you collect your equipment for September - we have left you some spaces in case you think of anything else.

Please do not bring correction fluid to school.

** It is preferable that you use writing pens with black ink*

*** Students can bring in their personal tablets to use during lessons, If they do not own one, then the school has a bank of iPads that can be booked out by teaching staff. See page 26 for more information.*

<input type="checkbox"/>	School Bag	<input type="checkbox"/>	Highlighters	<input type="checkbox"/>	30cm Ruler	<input type="checkbox"/>	Plastic Pockets
<input type="checkbox"/>	PE Kit Bag	<input type="checkbox"/>	Calculator	<input type="checkbox"/>	Eraser	<input type="checkbox"/>	iPad/Tablet**
<input type="checkbox"/>	Pencil Case	<input type="checkbox"/>	Wallet/Purse	<input type="checkbox"/>	Compass	<input type="checkbox"/>	Colours
<input type="checkbox"/>	Pens*	<input type="checkbox"/>	Watch	<input type="checkbox"/>	Dictionary	<input type="checkbox"/>	Water Bottle
<input type="checkbox"/>	Pencils	<input type="checkbox"/>	Lunch Box	<input type="checkbox"/>	Phone	<input type="checkbox"/>	Files

Subject equipment lists...

When you have your timetable you will need to plan what equipment you need to bring to school each day.

Religious Education



Your exercise book, a pen, pencil, ruler, eraser and coloured pencils.

English



Your exercise book, a pen, pencil, ruler and an eraser. Also your vocabulary book and private reading book.

Maths



Your exercise book, a pen, pencil, ruler and an eraser. You can buy other equipment from the Maths Department when you need it.

Science



Your exercise book, a pen, pencil and ruler.

Art



Your sketchbook (which will be provided at your first Art lesson), some pencils, an eraser and a ruler will be helpful, but not vital.

Geography & History



Your exercise book, a pen, a pencil, a ruler, an eraser and some coloured pencils.

Welsh



Your exercise book, a black pen (and a spare one!), a ruler, a pencil and an eraser.

It must seem an awful lot to remember, but do not worry, everyone feels a little confused at first and all other children manage to get it right. If they can do it so can you!

Modern Languages



Your exercise book, pens, pencils, a ruler, an eraser and possibly coloured pencils. When worksheets are used for homework, these must be brought to the next lesson.

Technology



Pens, pencils, an eraser, pencil sharpener, 30cm ruler, coloured pencils. You will need to bring in a tea towel when working with food and you may even wear your own apron. You will be told when you need to bring in ingredients for food technology.

Music



If you play an instrument such as the flute, violin or trumpet, you will need to bring it to school every week for your instrumental lessons and for orchestra.
You will also need a pen, pencil, an eraser and maybe some colours for certain lessons.

Drama



Your exercise book and a pen.

Physical Education



Boys

Black Shorts (2 pairs)
Plain white t shirt or polo shirt
Trainers
Sky blue knee high socks
Football/rugby boots
St Joseph's reversible jersey

Girls

Navy blue St Joseph's skorts
Plain white t shirt or polo shirt
Trainers
Sky blue knee high socks
Plain navy or black joggers
Sky blue or navy plain sweatshirt

Compulsory Items:

Gum shields and shin pads for girl and boys

iPads and devices

Digital Technology at St Joseph's RC High School...

At St Joseph's RC High School our view of education isn't so much looking to the past but making sure that we provide an education that is right for tomorrow.



Today, we live in a digital world and it is this digital world that has been a revolutionary force over the last 10-20 years. It is a force that will change the way we will be delivering education over the next 7-10 years. Yes, we will still have to be able to read, write and add up. These are all very important skills. However, another layer has been added to learning because of the amazing technology we are surrounded by.

At St Joseph's we have made the decision to take digital technology head on and not ban it. We feel that we should put it in the hands of our students and work with them. Therefore, since January 2015 we have been using iPads as part of the digital learning opportunity at St Joseph's.

Use of iPads and mobile devices in lessons is increasing, as more students and staff become familiar with this technology and its application to learning. The expectation for staff is not to deliver all lessons through or via an iPad but to offer students choices in the tools they use for their learning. Our clear message to teachers and students is that an iPad should enhance, not dictate learning.

In school we have made the decision to select the Apple iPad as we believe that at the current moment in time, and for the near future, the Apple iPad offers us the greatest educational resources and the best e-safety and security package. Apple has also supported the school and as a company is committed to offering educational support packages at all stages of education.

However, we also recognise that accessing a digital device is about choice and therefore students have a variety of choices: school laptops, school desktops, Chromebooks, seven dedicated ICT suites, school iPads, personal iPads or personal android devices. We believe that choice is an integral part of embedding technology into everyday teaching and learning.

Students play an important role in shaping the way teachers and learners use technology effectively in the classroom. A team of student Digital Leaders are helping us to develop school policies on device usage, creating screencasts and books as App tutorials, and presenting to other educators who visit us to view our learning with technology. They are also involved in communicating to parents and carers at special E-safety evenings.

We are also delighted that the Digital Leaders were able to be part of designing and opening our iSJHS Genius Bar. The Genius Bar is located in the main foyer and is an ideal place for our Digital Leaders to provide drop in workshops for students and teachers whilst also being able to use their extensive knowledge to provide face-to-face technical support and troubleshoot hardware and software problems.

If you would like to find out more about our digital learning vision please visit the Interactive page on the school's website - www.sjhs.org.uk



School work

How to set out your work

The presentation of your work is very important.

Why?

- Good presentation makes a good impression on the reader who will want to read what is written.
- Good presentation shows that you have taken care over your work and you have pride in your work

Some advice on presentation of your work:

- Always use a black pen when writing in your exercise book.
- Always include the headings Classwork or Homework and the date and UNDERLINE them with a ruler. (In some subjects like French, Spanish and Welsh, you might be asked to write the headings in the language you are learning).
- Always include a Title for the piece of work set and UNDERLINE it with a ruler.

- Always make sure that what you have written makes sense by including the correct punctuation and grammar.
- Always remember that you are an important individual and that your written work should reflect the best of you.
- Using correct grammar and punctuation is very important.
- Make a special effort to learn how to paragraph and punctuate your work correctly.
- Check that you can use full stops, commas, question marks, exclamation marks and apostrophes confidently.
- Ask your teachers for help.
- Literacy is a very important part of our curriculum and every teacher will be keen to help. Literacy is not just taught in the English Department it is a whole school topic.
- When teachers return marked work, read comments carefully. You will receive next step advice and guidance.

Write in complete sentences.

The first word of a sentence always begins with a capital letter and a sentence ends with a full stop.



I like St Joseph's High School



my favourite subject is English

Use capital letters correctly.


For example, the name of any person or place always begins with a capital letter.



I went on holiday to France



My name is anthony



At the beginning of Year 7 you will be given a Student Planner. It is a very important booklet and MUST be brought to school every day.

Your planner will have 'Traffic Light' cards in it so that you can show teachers how happy and confident you are with the tasks or topics.

Red

I need help please! I'm not sure about this task and would like some of the information repeated. Can you spend a little more time with me please?

Amber

I think I'm okay, I am going to have a try but I might need a learning partner or ask my teacher after attempting the task.

Green

I'm great! I understand - no help needed; I am able to work independently.

Homework

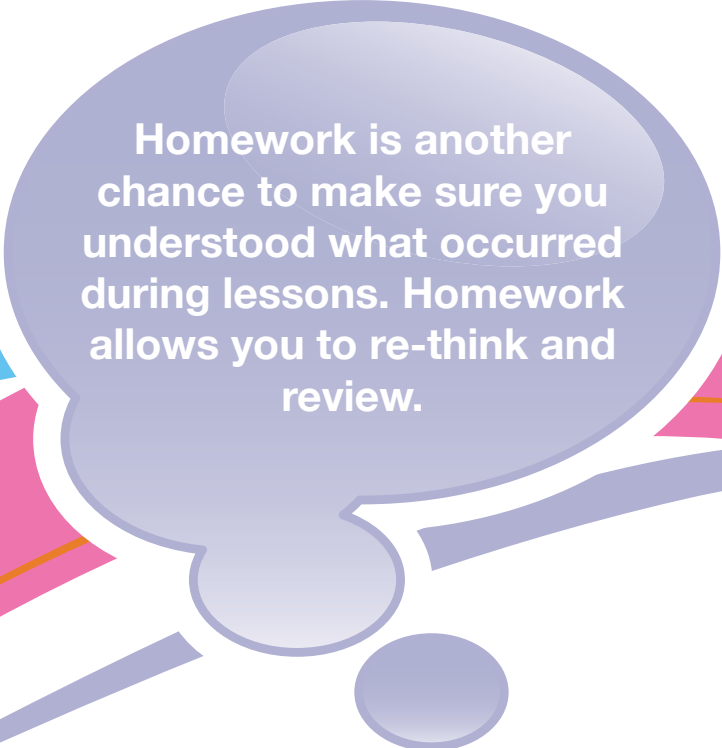
Homework is not optional and is given in most subjects each week...

What might you be asked to do for homework?

- Complete any class work which was unfinished in the lesson
- Learn work to prepare for a test
- Research work might be set, using the Library in school or the library in town. Research work means that your teacher will ask you to find out certain information about a certain topic and present your findings in an attractive way.
- Extension tasks for added challenge.
- Ask your parents/carers to look at your homework when you have finished and ask them to sign your book if they are happy with the work.
- Check your timetable for the next day and pack your bag before going to bed.
- If you have been ill then naturally teachers will understand, but out of politeness, it would be a good idea to bring a note from your parents/carers to explain this. The teachers will then arrange for you to do the work you have missed.

Here is some advice about homework:

- You need to plan your homework:
 - * Write down your homework during the lesson and be sure of when the work has to be handed in
 - * Check with your teacher that you know exactly what you have to do.
 - * Make sure that you give enough time for each subject by deciding when the first deadlines have to be met and whether to do the easiest work first or to make a start on the difficult homework.
- Try to avoid the following whilst doing your homework:
 - * Eating meals
 - * Having the television on
 - * Sitting in a noisy room
 - * Being distracted by mobiles and social networking
- If you claim to have forgotten your book, most teachers will accept this excuse once. If it happens again, perhaps there is a more serious problem and your Head of Year may be contacted.
- If you do not complete your homework and do not have a good excuse you will find yourself given a sanction.



Homework is another chance to make sure you understood what occurred during lessons. Homework allows you to re-think and review.

Information for parents

Assessment / Recording / Reporting

Parent/Carers will receive three progress reports each academic year. When they receive these reports they are most welcome to contact the school to discuss it further with the relevant teacher or department.

At any time during the school year parents/carers are able to contact the Form Tutor or Head of Year if they have any queries regarding progress.

It is important that pupils frequently ask the questions:

How am I doing?

What do I need to do to improve?

Please encourage and help them to do so. Teachers are here to help your child achieve his/her very best!

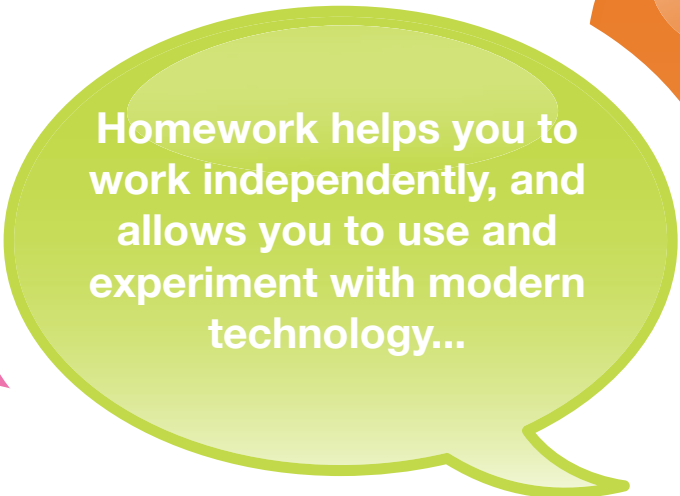
In addition to these reports there will be two parents' evenings during the first year.

Autumn Term

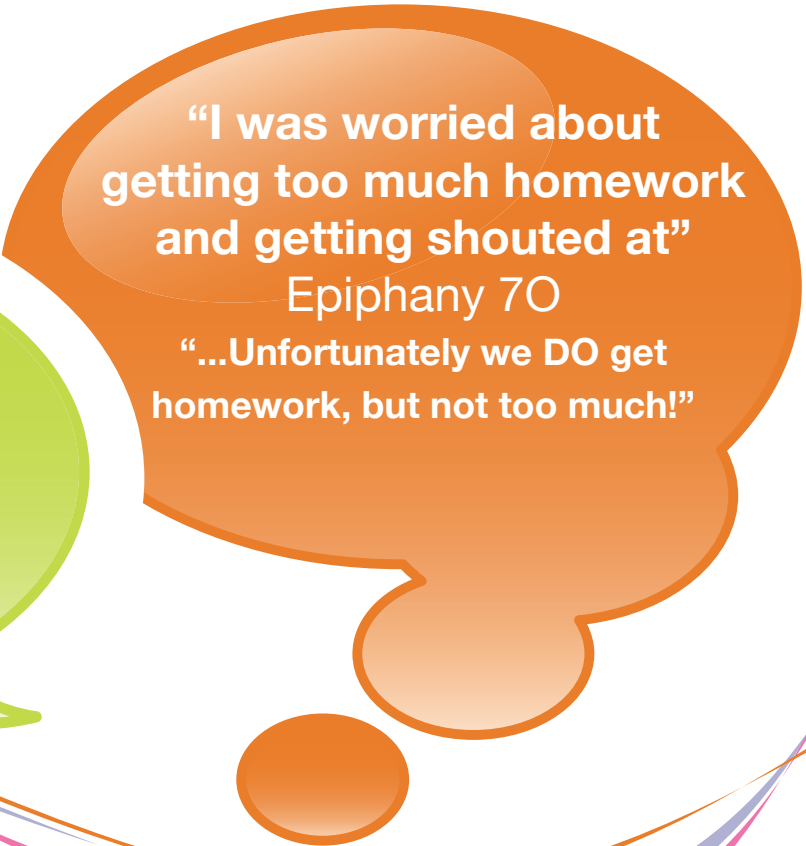
At St Joseph's we expect to see every student represented at Parents' evening. If, for any reason, the student's parents/carers are unable to attend, grandparents or other older relatives are most welcome. They will be invited in to speak to Form Tutors and Senior Staff. The purpose of this meeting is to provide feedback on how pupils have settled into St Joseph's and to advise parents/carers on how they can help their children.

Summer Term

Parents/carers will be invited in to speak to Subject Teachers and Head of Year. At this stage parents/carers will already have received two progress reports.



Homework helps you to work independently, and allows you to use and experiment with modern technology...



"I was worried about getting too much homework and getting shouted at"

Epiphany 70

"...Unfortunately we DO get homework, but not too much!"

How do I get to school?

"I was scared about getting lost around the school, it seems so big compared to my old school!"

Kelechi Maduako 7P

"I was really worried about missing the bus"

Trishtan 7S

"...but we have lots of new friends and even though a few of us HAVE missed the bus once it was totally fine and we always got home safe and sound. Everyone gets lost in the first few weeks, ask directions... we always understand"

For most families the arrangements of getting to and from school are the most worrying and is the one issue you may have the most questions about.

St Joseph's works very closely with New Adventure Travel, Monmouth Travel and Phil Anslow who will be issuing your bus pass and will be responsible for your journey. They will also be at your 'new parents' intake evening, held at the school on July 8th 2014 and have a detailed website to explore. NAT will contact every family with instructions on how to apply, what details to include and when they will need to receive your application in order for the pass to arrive before September.

www.natgroup.co.uk

www.philanslowcoaches.co.uk

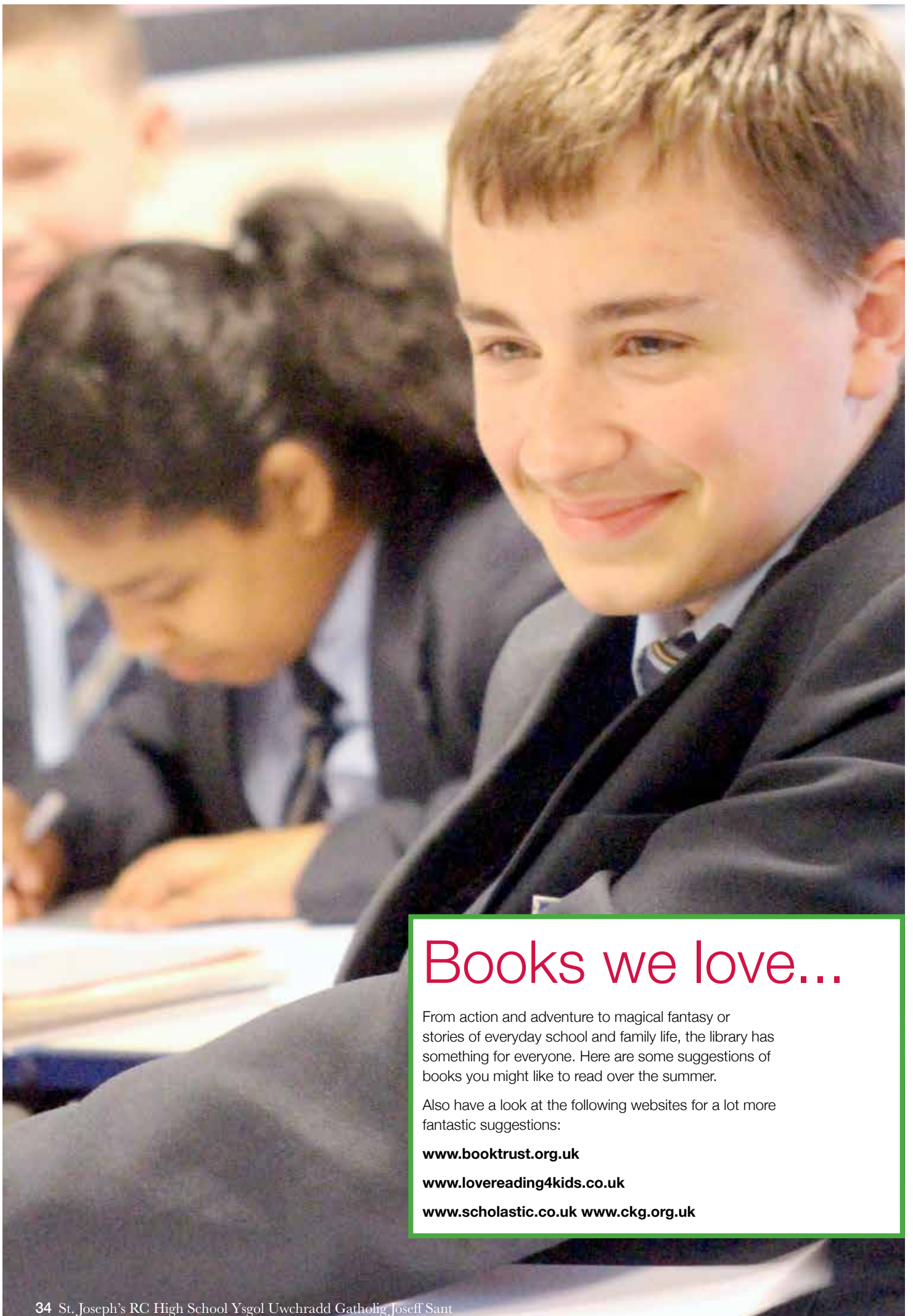
www.monmouthshire.gov.uk

We have highlighted some simple rules to follow to ensure your journeys are safe and hassle free. Further information and a code of practice will be included in your Student Planner when school starts in September.

Please do not lose your bus pass as it will cost you a considerable amount of money to replace!

Bus rules...

- Always arrive at the bus stop on time and make sure you have your bus pass/money with you.
- Do not play about near the road while waiting for the bus. Wait on the pavement, well back from the road.
- Do not go near the bus and in particular, the wheels, until it has stopped.
- Do not push or rush for the door when the bus has stopped. Never operate the bus doors (except in an emergency).
- You should listen to the driver, do as he or she says with regard to the transport arrangements.
- Do not play games or throw objects on or from the bus, as this is dangerous and could cause an accident. Do not distract the driver and only use the emergency door IN CASE OF EMERGENCY.
- Once the vehicle has commenced its journey you must stay in your seat at all times.
- You must always wear a seatbelt if one is provided.
- Do not try to get on or off the bus until it has stopped.
- Take care that your coat or bag is not caught in the door when boarding or alighting.
- Having left your vehicle you should not return to it for safety reasons.
- Do not cross the road close behind or in front of the bus. You must be able to see clearly both ways. Where possible, use a pedestrian crossing.
- Older pupils should remember – your actions may influence younger children.
- Please remember that in the event of persistent misbehaviour, particularly bullying or fighting, you may be excluded from using school transport. Serious incidents of misbehaviour or vandalism will be reported to the police.
- Make sure you have all your belongings as you leave the vehicle. If you have forgotten something, you must telephone the bus company.



Books we love...

From action and adventure to magical fantasy or stories of everyday school and family life, the library has something for everyone. Here are some suggestions of books you might like to read over the summer.

Also have a look at the following websites for a lot more fantastic suggestions:

www.booktrust.org.uk

www.lovereading4kids.co.uk

www.scholastic.co.uk www.ckg.org.uk



The Library

The school library is a modern, spacious, learning centre created to inspire and challenge students to reach their full potential.


We are open from 8.30am until 3.30pm for reading, research (using one of the 13 computers or our wide selection of non-fiction books) and the purchase of stationery from the 'Pen Den'. We also have a colour printer/photocopier, various magazines, periodicals and the First News weekly newspaper and a homework/project area with laminator, cutter, scissors, glue, pens etc. There is a comfortable seating area together with ample tables and chairs. The Librarian is always available to give support and guidance when required.

If you would like to become a Student Librarian please ask Mrs Honeywill for information.

We encourage all students to use the library and ensure they:

- borrow plenty of books to develop a lifelong passion for books and reading
- always return their library books by the due date so they are available for other people to read
- have the opportunity to join the school reading group (meetings held fortnightly at Friday lunchtime). If you already love reading it will help you to develop and expand the range of books you enjoy. See Mrs Honeywill in the library for details.

Please behave sensibly and responsibly at all times showing respect and consideration for others. NEVER consume food and drink in the library. Bags and coats must be placed in the designated area. Do not hesitate to ask for help to find anything you need.



'Geek Girl' Holly Smale

Winner of the Waterstone's Children's Prize 2014, there's laughter and tears in this rollercoaster story of teen life.




'Skulduggery Pleasant' Derek Landy

A gripping story of the very dead, very magical and very funny sleuth known as Skulduggery Pleasant.




'Light' Michael Grant

Last one in this chilling dystopian series - gripping, scary and unputdownable



'Ratburger' David Walliams

Winner of the National Book Tokens Children's Book of the Year 2012, another cracker of a story in Ratburger.



'The Graveyard Book' Neil Gaiman

An exquisitely-written, darkly witty fantasy.



'The Recruit' -Cherub series Robert Muchamore

Realistic and gritty, this is pure classic teen fiction.



'Wonder' R. J. Palacio

A glorious exploration of the nature of friendship, fear, and most importantly, kindness."

English

English is:

A subject which encourages you to improve your literacy skills of Reading, Writing and Oracy through exciting and interesting activities!

What will you do in your English lessons?

By the end of Year 7 you will have completed a wide range of activities to improve your Reading, Writing and Oracy skills. Your learning will be based around the three thematic schemes of work completed in Year 7, with one scheme of work completed per term. These schemes of work are:

- Personal Narrative – Where you will study autobiography, biography, poetry and complete other activities based around YOU! The stimulus for this writing is a novel 'Private Peaceful'.
- Studying a novel – 'The Outsiders' or 'A Monster Calls'
- Thematic study of 'The Sea', including Shakespeare's "The Tempest" and Keats' "On the Sea".

What about when you first start?

Your first few weeks in English will help you to build on the skills you have already gained in primary school with a focus on grammar and literacy skills. This will give us a great opportunity to enable you to reach your full potential in the subject.

What else can you get involved in?

Mr Watts, who works in the English department, along with the librarian, runs Book Group for every year group, where you can choose to go up to the library at lunchtimes and discuss the books you are reading, as well as enjoying chocolate biscuits and drinks! The groups take part in recognised book award programmes, including Carnegie, Blue Peter and Kate Greenaway. Throughout the year, Year 7 pupils will also take part in library lessons to match the unit of work being studied, where you will learn how to make use of library resources and develop research skills that you will use all the way through Secondary School and beyond.

What do we expect of you?

- That you follow all of the school's behaviour rules.
- That you attempt every task set and try your best when completing it.
- That you join in during lessons, particularly during pair, group and whole class discussions.
- That you complete all homework set by the deadline and to the highest standard possible

How will you be assessed?

Each term you will complete Reading, Writing and Speaking and Listening assessments. Your teacher will spend a lot of time in class preparing you for your assessments. This assessment will then be levelled by your teacher. As well as assessments, your teacher will regularly mark your exercise books and provide you with targets to improve your work. Your assessments and exercise books will be marked according to the school marking policy, which will be shown and explained to you when you arrive at St Joseph's, along with the school presentation rules.

What else can you expect?

- You may be involved in school trips to the theatre or research trips.
- Your English teacher will regularly book iPads, laptops or an ICT suite for you to use during English lessons.
- You may have the opportunity to use the department's Media equipment, such as TVs, DVDs, MAC laptops and recording equipment.
- There is also the department's writing club, as well as the opportunity to enter a variety of out-of-school competitions with lots of exciting prizes for the winners!

Your English teachers are looking forward to meeting you in September and helping you to reach your potential throughout the year!

Keep up with news, revision and interesting updates on the English Twitter account, or use the school account for checking all subject details: **@sjhsnewport;**
@MissWattsSJHS; OR @MrsJonesSJHS.

Mathematics

The work in your Mathematics lessons should be a natural follow-on from your work in primary school, where you have been following the bridging units.

- You will study topics from:
 - * Number and Algebra
 - * Shape and Space
 - * Data Handling
 - * Functional Skills and Investigative Maths
- By the end of the year we would hope that your mental arithmetic skills will be further developed, and that your confidence with maths has increased.
- It will be a big help if you know your tables, but some time will be given over to their practice.
- You will be 'set' into a certain group for maths based on your ability, and information from your primary school. You will be assessed regularly and you can move up a set if you work hard and make the necessary improvement.

- Homework will be set at least once a week and will help you practice skills you have been taught and identify if you have any difficulties. You must remember to complete your homework on time.
- To help you reflect on new work as you go along, there will be regular assessments as well as an end of year exam.
- We want you to get involved in your lessons as much as you can and to enjoy learning maths. As in your current school we make a lot of use of mini whiteboards so that you can show us what you know.
- You will need a pen, pencil, ruler, eraser and calculator for all lessons.
- You will have your own unique password and login to access www.mymaths.co.uk to complete homework, revise and play mathematics games.

Keep up with news, revision and interesting updates on the Maths Twitter account, or use the school account for checking all subject details..

@SJHSMaths OR @sjhsnewport



Science

In Science you will learn the answers to these and many more questions about how our world works.

After an introduction about what science is all about, by the end of the year you will also have learnt about:

- Laboratory Safety
- Forces – What they do and the different types. How are they useful and what problems do they cause
- What's the Matter? – Atoms and their structure, elements, mixtures and compounds.
- Periodic Table
- Chemical Reactions – what happens during reactions, different types of reactions and their uses
- Cells – What living things are made of
- Reproduction – Male and female anatomy, how a baby develops
- Waves – types of waves, how they are made and what we use them for.

There will be a variety of opportunities, including visiting speakers/guests to fuel your excitement and imagination for all things Science!

Regular homework which must be completed.

At the end of each topic there will be end of topic tests.

All good work and good test results will be rewarded with merits.

Some Special Rules for Science

Do NOT enter the laboratory until the teacher tells you.

Never misbehave in a laboratory, as they can be dangerous places.

Always follow instructions when doing experiments. If you do so they will be safe and interesting.

Keep up with news, revision and interesting updates on the Science Twitter account, or use the school account for checking all subject details...

@sjhsscience OR @sjhsnewport

RE

The main aim of the RE Department is to develop the Catholic faith experience of the students so that they may know the love of Jesus Christ more fully in their lives.

The RE Department aims to do this in a number of ways:

- By what the students learn and experience in RE lessons
- Through prayer and through the liturgy, especially the Mass.
- Through participating in retreat work.
- Students will have the opportunity to play major roles in masses and assemblies by offering prayers, singing or being servers.
- By thinking of others and assisting the outstanding work undertaken to support a number of charities.

By the end of Year 7 students will have completed the first stage of the ICONS programme and will have studied topics about:

- Belonging
- Jesus the Saviour
- Who am I?

You will be expected to do homework each week and to study hard for assessment tasks and tests. There will be three major assessment tasks and one test at the end of the year.

Every month each teacher in RE nominates a "Student of the Month". The student nominated receives a reward certificate in their books and a card will be sent home notifying parents.

Keep up with news, revision and interesting updates on the RE Twitter account, or use the school account for checking all subject details...

@SJHSRE OR @sjhsnewport

Art & Design

What materials will you use?

- You will use a wide variety of materials ranging from colouring pencils, soft pastels, oil pastels, watercolour paint, acrylic paint, charcoal, clay, ICT etc.
- Your sketchbook (which will be provided at your first Art lesson), pencil, eraser, sharpener and ruler.

What will you learn?

- You will learn how to use the various materials provided correctly
- You will learn various processes
- You will draw from observation and also from your imagination
- You will also learn about the work of artists especially Welsh artists.

How will you be assessed?

- You will be assessed by being given a grade, effort and personal comment
- Your assessment will be based on the National Curriculum for Art and Design (Understanding, Investigating and Making)
- You will take part in peer and self assessment
- At the end of the year, you will be given a National Curriculum Level ranging from 3-5. You will also be given a detailed report outlining your achievements and areas for improvement.

Other Information

- You will be taught by one of the three Art teachers – Miss Morris, Mrs Stevens and Mrs Neale
- Your work could be displayed in the classroom or corridor display boards
- You will be invited to take part in external and internal competitions.

Keep up with news, revision and interesting updates on the Art Twitter account, or use the school account for checking all subject details...

@sjhsnewport

Computer Science

We are embarking on a new learning experience exploring Computer Science and ICT to help us develop new and existing digital skills. This will help pupils expand their digital competency skills which can be applied to a wide range of subjects and scenarios.

We want our pupils to become efficient and effective with digital technologies by becoming resilient and being innovative with their use of Computer Science and ICT. They will understand the importance and the role of Computer Science and ICT in a modern society through challenge based learning.

What will you learn in Computer Science?

- Computational thinking
- Programming- Small Basic, Python, JavaScript, HTML and C
- Data representation
- Networking
- Cyber security

We are aiming to equip all pupils with the ability to code in a variety of languages and develop programming solutions to problems. We explore the use of Computer Science in a modern society and develop problem solving, critical thinking, project management and communication skills.

What will you learn in ICT?

- Spread sheets and Databases
- E-Safety and citizenship
- Multimedia product design and creation
- Searching and selecting information
- Computer hardware and software

We aim to ensure that all pupils will leave St Joseph's as proficient users of ICT, able to gather information, manipulate it and present in a variety of ways. Students learn how to make judgements based on the target audience and purpose of end products and will learn to use ICT as a tool to enable them to solve problems in all aspects of their school life.





Cymraeg

Before starting at St Joseph's, you should be able to:

- Confidently introduce yourself, know numbers, days and dates in Welsh.

By the end of Year 7 you will be able to:

- Build upon previous knowledge learnt from primary school.
- Describe your primary school and the new school, your uniform and the school timetable, talk about the subjects you like and do not like and say why as well as persuading new pupils to join St Joseph's High School in Welsh.
- Discuss and describe yourself, family members, pets and friends.
- Talk about hobbies, healthy lifestyles and describe a recent sporting event in Welsh.

By the end of Year 7 you will also:

- Have practised the skills of oracy, reading and writing in Welsh. You will be able to take part in group conversations based on the topics you have learned
- Homework will be set every week and at first you will be given mostly learning homework and you may be tested on these words
- You will be given longer tests from time to time. These will be based on the work you have done in class
- During the summer term you will have an exam which will cover the whole year's work.

Keep up with news, revision and interesting updates on the Welsh Twitter account, or use the school account for checking all subject details...

@SJHSCymraeg and @SJHSMrJames
OR @sjhsnewport

Drama

Drama is a way of making sense of the world and developing social and emotional intelligence. We do this by exploring topics using the SEAL programme, which stands for "Social, Emotional Aspects of learning".

Each term we focus on a new topic, which covers a SEAL objective. There are 3 objectives that we complete every year in KS3:

- Learning to be together
- Keep on learning
- Learning about me

In Drama lessons you will also develop:

- Thinking and creative skills
- Ways to express yourself
- Confidence
- Communication Skills
- Working with others
- Imagination
- Self control

You will learn how to use the Drama strategies, these help make your performances look more professional. You will learn:

- Role-play
- Improvisation
- Hot-seating
- Thought tracking
- Mime
- Cross-cutting
- Gesture
- Freeze Frames
- Still Image

REMEMBER Drama is not about being a brilliant actor. Everyone can do well so just be prepared to try your best. Your drama lessons will be fun!

Other opportunities

Drama Clubs, School Productions and Theatre Trips.

Keep up with news, revision and interesting updates on the Drama Twitter account, or use the school account for checking all subject details...

@sjhsdramadept OR @sjhsnewport

Geography

Geography is everywhere – without it you are lost. It helps you to understand the complex and dynamic world in which you live. In Geography we aim to help students to develop an understanding of their global responsibility and interdependence as well as encourage them to develop their own opinions and attitudes.

What will pupils learn?

In Year 7 we study two topics:

Location, Location, Location

By the end of this topic pupils will have learned how to use various map skills to describe where areas are found. They will have investigated what settlements are, why settlements develop in certain locations as well as studying associated problems, benefits and solutions to city life.

Rivers and Flooding

By the end of this topic pupils will have learned how the water cycle operates. They will also have learned how specific processes result in distinctive landforms along the river's course. They will have investigated contributing factors of flooding as well as effects and responses of flooding.

Geography teaches valuable skills, so by the end of Year 7 pupils will be able to:

- Understand and apply all the basic map skills (4 & 6 figure grid references, use direction/scale)
- Draw cross-sections of land (cutting a piece of land through the middle)
- Draw all kinds of graphs
- Carry out field work
- Carry out independent research

How will pupils be assessed?

- In Year 7 pupils will be given one half hour homework per week.
- At the end of each unit pupils will receive a test, which will be assessed against National Curriculum level descriptors.

Field Trips

Each Year 7 visit Cadbury's World. As well as sampling chocolate and learning how chocolate is made, pupils discover why Cadbury's selected this site as their industrial location.

History

In Year 7 pupils will be taught history in two lessons over a fortnight which will be delivered by one teacher.

What will we learn in History?

- How did Britain change after the Norman Conquest?

By the end of the autumn term you will have learned about:

- What is history? You will learn all about the skills of history.
- The Norman invasion.
- The Norman conquest of England and Wales.

Why was the Church so important?

By the end of the spring term you will have learned about:

- Why the Church was so important in the Middle Ages?
- King John.
- The causes and results of the Black Death.

Life in a medieval village in Wales

By the end of the summer term you will have learned about:

- The lives of the rich and poor in the medieval period.
- Crime and punishment in medieval villages.
- Cosmeston village.

History teaches valuable skills, so by the end of Year 7 you will be able to:

- Use historical evidence.
- Know the difference between cause and consequence.
- Know the difference between fact and opinion.
- Carry out independent research.
- Work in a team to complete tasks.

How will you be assessed?

At the end of each unit you will sit an assessment in which you will be given a National Curriculum level. You will also sit an examination at the end of the year that will cover topics from across the year.

Keep up to date with all the latest news, revision and updates on the history Twitter account, or use the school account for checking all subject details.

@hanemystery @histsjhsvb or @sjhsnewport

Modern Languages

We are looking forward to welcoming you in the Modern Languages department.

The aim of learning languages is to help you communicate throughout the world.

During Year 7 you will learn and develop French speaking, listening, reading and writing skills. For us learning a new language should be fun and interactive, lessons incorporate a variety of tasks and we make regular use of ICT along with video cameras and multi media such as You Tube clips and iPad apps.

By the end of the year you will be able to:

- Use French grammar and sentences successfully; present tense regular verbs, opinions and reasons and use adjectives.
- Talk about yourself, your family and your pets.
- Order a meal in a restaurant.
- Ask questions and give instructions.

- Count to 100 in French and know the days of the week and months of the year.
- Give opinions of school subjects.

How You Will be assessed in French?

Using self/peer assessment.

Homework is set weekly and will involve a variety of tasks such as writing and reading, research and learning new vocabulary. There are at least two mini tasks which are assessed each half term.

To find out how you are doing, check the teacher's comment sheet at the back of your exercise book and read the level descriptions in your book.

We run regular trips to France, it is a fabulous few days and the students have always really enjoyed using their French in genuine situations.

Keep up with news, revision and interesting updates on the MFL Twitter account, or use the school account for checking all subject details

@SpanishSJHS, @SJHSFrench or @sjhsnewport



Music

In Music lessons you will:

- Explore your creativity, imagination and expression
- Build your confidence
- Develop your singing and instrumental skills
- Develop your group work skills
- Develop your communication skills
- Improve practical and listening skills
- Have fun!

You will create and perform your music using a wide range of instruments including:

- Voice
- Keyboard/Piano
- Percussion instruments
- Computer
- Guitar and more!!!

You will perform:

- In class
- In concerts
- In assembly

You will learn about fun and exciting songs and pieces of music AND compose your own original music

You will learn about:

- Music from different countries, times and styles
- The 'Elements of Music' (pitch, rhythm, tempo, dynamics, etc)
- How to read music and how to write it down

You will be assessed on:

- Your performing skills
- Your composing skills
- Your listening skills

You will identify your own strengths and areas for improvement and plan how to develop your skills

Extra Opportunities

You will be able to learn instruments here at St Joseph's too... We have a great team of peripatetic teachers that visit the school to teach:

- Piano
- String instruments (Violin and Cello)
- Woodwind Instruments (Flute, Saxophone, Clarinet, Oboe and Bassoon)
- Brass Instruments (Trumpet, Trombone, Cornet, Horn, Tuba and Euphonium)
- Drums
- Electric and Acoustic Guitar
- Bass Guitar and Double Bass
- Singing

If you are interested in learning an instrument make sure you can come to the special meeting with Mr Fitzgerald (Head of Music) in the first week of term to find out all you need to know.

If you currently learn an instrument and would like to carry on learning it here at St Joseph's come to the meeting too.

You will also be able to join our fabulous extra-curricular groups...

- Orchestra
- Choir
- Guitar Group

You can use our rehearsal rooms to form your own ensembles/groups too.

Everyone can perform in our School Concerts, Advent and Christmas Services and the Stage Musical Productions!

Looking forward to seeing you in September!

Keep up with news, revision and interesting updates on the Music Twitter account, or use the school account for checking all subject details...

@SJHSMusic OR @sjhsnewport

Physical Education

By the end of Year 7 both boys and girls will have:

- Experienced gymnastics and will have produced their own sequences of movement both on the floor and on apparatus
- Completed a course on health related fitness to help you understand more about the relationship between exercise and good health
- Learned the basic skills and rules of some of the following:

Netball, hockey, rugby, soccer, basketball, baseball and athletics and how to develop the skills taught.

In addition, by the end of Year 7 the girls will have:

- Completed a unit of work on dance

What is expected of you in PE:

- You will be expected to participate in all lessons to the best of your ability in school kit
- Activities are changed every half-term
- There will be practical assessment every half-term in which you will be asked to perform certain tasks, for example, to perform a sequence of movement for gymnastics
- Pupils are given the opportunity to assess their own development against the National Curriculum
- Apart from the Health Related Fitness unit, you will not be expected to do homework in PE!

Some Special Rules for PE

- Chewing gum in lessons is strictly forbidden
- Jewellery must not be worn during lessons
- Shoulder length hair must be tied up for all lessons
- If you cannot take part in PE or games, you must provide a note from parent or carer. You are still expected to bring your kit so that you can contribute in other positive ways.

Keep up with news, revision and interesting updates on the PE Twitter account, or use the school account for checking all subject details...

@StJoesRCpe OR @sjhsnewport

Remember

What we hope to do in PE is to help you ENJOY yourselves. You will have the opportunity at St Joseph's to participate in a wide range of activities. Some of you will go on to represent your school, county or even country in a number of sports. Others of you will not want to be world beaters, but will be content to enjoy the different activities on offer which we hope you will want to continue outside school.

Extra Opportunities

- St Joseph's runs an extensive extra-curricular programme during the lunch hour and after school
- At times involvement in the clubs will mean you are selected to represent the school for a team in an inter-school event. Transport to and from the venue will be provided but transport home must be arranged as these will be outside of normal school hours
- After school clubs finish at 4.30pm. So alternative travel arrangements need to be organised
- All fixtures and results are displayed on our school website.



Technology

By the end of Year 7 you will have learned:

- What Design Technology is
- How to use a range of equipment and work with different materials
- How to solve a problem
- The importance of safety and hygiene
- How to use a range of computer software such as CAD and CAM

By the end of Year 7 you will have completed modules in Resistant materials, Food and CAD/CAM

You will have learnt how to:

- Measure, mark and cut accurately
- Draw and present written work to a high standard
- Use a range of hand held tools and power driven machinery
- Prepare a range of healthy food products
- Use ICT facilities to produce a range of products

- Test things and say what you have found
- Review, evaluate and make changes in order to improve results
- Your work will be assessed so it is important that you do your best at all times.
- At the end of a module, all the work is given a final grade.
- Various homework activities will be set and the work will be given a grade.
- You will be given the opportunity to assess your own work and that of your peers.

If you are really good and produce very good work you will be awarded a worthy of praise and be provided with opportunities to extend your skills through additional workshop sessions.

Some Special Rules for Technology


Workrooms can be dangerous places so you will be expected to be on your best behaviour and obey the safety code at all times

Keep up with news, revision and interesting updates on the Technology Twitter account, or use the school account for checking all subject details...

@sjhsnewport



FUN ZONE



FUN ZONE

See if you
can complete
some of these
challenges...



What are we?

Find as many words as possible which describe St Joseph's.
Draw a line through the ones you find... (there are more than 10)

C	Q	A	W	P	B	L	N	Z	V
O	T	E	Y	O	I	P	J	U	Q
M	N	R	V	F	G	W	N	D	F
M	E	X	C	I	T	I	N	G	K
U	N	I	T	E	D	S	O	B	U
N	X	Y	T	E	I	R	A	V	F
I	L	Y	P	P	A	H	P	Y	A
T	E	A	M	J	K	B	M	E	M
Y	R	E	H	T	E	G	O	T	I
S	U	C	C	E	S	S	F	U	L
C	I	L	O	H	T	A	C	B	Y
L	O	T	S	T	O	D	O	Z	Y

Quiz

What do you already know about St Joseph's RC High School?

1 What was the occupation of St Joseph?

2 How many staff are employed at St Joseph's?

3 How many pupils will be in your Year 7?

4 Who will be your Head of Year?

5 What are the colours in the St Joseph's school tie?

6 How many form groups will there be in Year 7?

7 How many students will be in each form?

8 How many primary schools 'feed' St Joseph's RC High School?

9 Can you name two other primary schools, besides your own, which send students to St Joseph's?

10 How many languages are spoken at St Joseph's?

11 What time does school start?

12 What time does school finish?

13 What is the schools website address?

14 What is the Twitter contacts for 1) the school 2)the school council and 3)the Headteacher?

General Knowledge Quiz

Try and answer some of these cross curricular quiz questions.
If you are not sure of the answer try doing a little research.

1 How many of Jesus' disciples can you name?

.....

.....

.....

2 If you mixed the colour of the Welsh rugby shirts with the colour of the Scottish rugby shirts.
What colour would you make?

.....

3 Add the number of players on a hockey team to the number of players in a football team.
What is your total number of players?

.....

4 How many countries in the world speak Spanish?

.....

5 How many national parks can you name?

.....

.....

.....

6 Name five music bands or solo artists who are as popular now as they were in the 1980's or 1990's

.....

.....

.....

Keep going....

7 Name as many different types of building materials as you can...

8 How many plays did William Shakespeare write?

9 Which elements combust when exposed to air?

10 How many countries are there in the European Union?

11 Name the UK's three longest serving monarchs.

12 How many countries are there in South America?

13 Which European countries did not take part in WWII?

14 Translate the following in Welsh, "I will always try my best"

Scrabble

Your task is to change the letters into a number solution...



Total = $1 + 2 + 2 + 1 + 1 + 1 + 2 + 1 + 1 = 12$



Total =



Total =



Total =

Looking back and forward...

What would you say were the FIVE happiest things that happened to you in primary school? Write them down.

What are you looking forward to the most at St Joseph's?

Numeracy questions

Some of these questions might be a bit of a challenge!

1 If there are five lessons every day, how many lessons would you go to in four weeks?

.....

2 If you missed two days because you were ill, how many lessons would you attend in four weeks?

.....

3 There are 60 minutes in one hour. Calculate how many minutes you spend at St Joseph's each day?

.....

4 You attend school for five days each week. How many minutes do you spend at St Joseph's in a week?

.....

5 If you had £10 on your dinner card and spent £2.50 on a meal, 75p on a snack and 50p on a drink, how much money would be left on your card?

.....

6 If you had £10 on your dinner card and you spent £1.75 each day, how much would be left at the end of the school week?


.....

7 Your school bus leaves at 3.30pm. It takes 35 minutes to get to your bus stop and you walk for another 10 minutes to get home. What time do you arrive at your house?

.....

The subjects I will learn

The polygon grid below contains 13 subjects you will study in your first year at St Joseph's. How many can you find?



Technology
Mathematics
PE
Drama
English


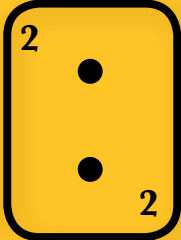


Music
Geography
Welsh
Science
History




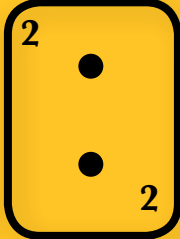

RE
Spanish
IT



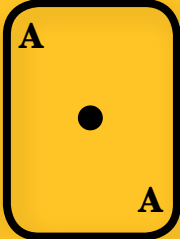

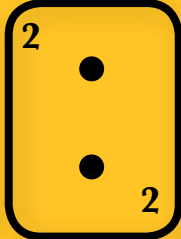

Play your cards right!

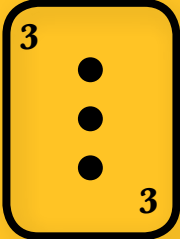


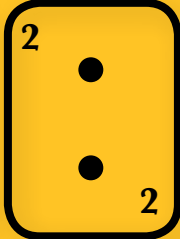


Look at the cards you have been dealt. Add up the numbers for each hand and calculate your total. Your challenge is not to go above 21. What would the next card have to be to make up 21?

(Ace = 1 point)

			Total =	
9	2	3	_____	
			Next Card?	

				Total =	
5	7	4	2	_____	
				Next Card?	

					Total =	
A	9	A	7	2	_____	
					Next Card?	

					Total =	
3	3	4	2	A	_____	
					Next Card?	

**Looking forward
to meeting you
in September!**



St. Joseph's RC High School

Pencarn Way
Tredegar Park
Newport
NP10 8XH

Telephone: 01633 653110
Fax: 01633 653128
Email: sjhs@newport.gov.uk
www.sjhs.org.uk

Ysgol Uwchradd Gatholig Joseff Sant

Ffordd Pencarn
Parc Tredegar
Casnewydd
NP10 8XH

Ffôn: 01633 653110
Ffacs: 01633 653128
Ebost: sjhs@newport.gov.uk
www.sjhs.org.uk

www.facebook.com/stjosephsnewport

twitter.com/sjhsnewport

You can also view this brochure on our website in the Academic Section - KS2 Transition



St. Joseph's RC High School
Ysgol Uwchradd Gatholig Joseff Sant